











































GLASER® AUTOBIANCHI								
Lt	Cc	Typ Model Modelo Modello	Motor Engine Motor Moteur Motore	Baujahr Year Año Année Anno	Chassis	N° Motor N° engine N° Motor N° Moteur N° Motore	Typ Type Tipo Type Tipo	Pg
0,9	903	A 112	A112 A5.000	07/1975-12/1985				4
0,9	903	A 112	A112 B2.000	07/1975-12/1985				4
1,1	1050	A112 Abarth	A112 A2.000	01/1974-12/1984				6
1,1	1050	A112 Abarth	A112 B6.2C	1977-1979				6
1,1	1050	A112 Abarth	A112 C8.2C	1979-				6
0,9	903	A112 Abarth	100.GL.3000	1979-				4
1	999	A112 Abarth	156 A2.246	10/1987-				4
0,9	903	A112 E	A112 E	01/1973-12/1977				4
1	965	A112 Elegant	A112-141A1	1977-				4
1	965	A112 Elite	A112-141A1	1977-				4
1	965	A112 LX	A112-141A1	1977-				4
0,9	903	A112 N	A112N	1977-				4
1,1	1108	Glo	160.A3.000	1992-				6
1,1	1108	Junior	160.A3.000	1992-				6
0,9	903	Junior	100GL	1977-				4
1	1049	Martini Turbo	M.020.AA.090	1978-				4
1,1	1108	Mira	M201FT.10.0	1985-1989				4
1,1	1108	Ville	160.A3.000	1992-				6
1,2	1242	Y 12 LE	609FA.12.C	1995-				6
1,2	1242	Y 12 LE	640.A3.000	1995-				6
1,2	1242	Y 12 LS	609FA.12.C	1995-				6
1,4	1370	Y14 LX	M634.AA.14T	1995-				6
1	1049	Y10	156 A.000	03/1985-12/1989	475521-			4
1	1049	Y10	156 A1.000	03/1985-12/1989				4
1,1	1108	Y10	156 C.000	06/1989-01/1992				6
1,1	1108	Y10	156 C.000	06/1989-01/1992				6
1,1	1108	Y10	156 C.046	09/1990-01/1992				6
1,3	1297	Y10	146 A5.046	06/1992-11/1996				6
1,3	1297	Y10	156 B.000	06/1989-12/19991				6
1	999	Y10	156 A2.000	03/1985-				4
1	999	Y10	156 A2.246	10/1987-				4
1	999	Y10	156 A3.000	12/1986-				4
1,1	1108	Y10 4WD	160.A3.000	1992-				6
1	999	Y10 Fire	204BA.100	1985-				4
1,3	1301	Y10 GT	146.A5.046	1992-1996				6
1,3	1301	Y10 GT	156.B.000	1989-1991				6
1,3	1301	Y10 GT	M608.AA.130	1989-1991				6
1	1048	Y10 Touring	127A.1000	1985-1989	475521-			4
1	1049	Y10 Turbo	M201FT.10.0	1985-1989				4




















GLASER®					Dichtungssatz Gasket set Juego de Juntas Pochette de joints Serie guarnizioni	Zylinderkopf Cylinder head Culata Culassa Testata	Zylinderkopfhaube Valve cover Tapa válvulas Couvre-culbut. Punterie
Passend für - Suitable to - Adaptable à: ADAPTABLE A: AUTOBIANCHI							
Ltr	Model - Modelo - Modell	PS/KW	Engine/Motor				
0,9	4Cil. ø65			D31036-80# 5891796			
903	A 112	07/1975->12/1985	42PS./31KW.	A112 A5.000	S31036-80# 5891795	01592 4145587	
903	A 112 Abarth	07/1975->12/1985	42PS./31KW.	A112 B2.000	E30192 5882343		
903	A112 E	1979->	58PS./42KW.	100.GL.3000	91190 4357028(x8)	04946-80 7631023 Ø 66,3 14946-80 P 7539929 Esp. 1,8 mm Ø 66,3	
903	A112 N	01/1973->12/1977	47PS./34KW.	A112 E			
903	Junior	1977->	42PS./31KW.	A112N			
903	Junior	1977->	42PS./31KW.	100GL			
903	Junior	1978->	45PS./33KW.	M.020.AA.090			
	Inyección						
1,0	4Cil. ø70			D31038-80# 5890541			
999	A112 Abarth	10/1987->	45PS./33KW.	156 A2.246	B31038-0R 5891505	04155	
999	Y10	10/1987->	45PS./33KW.	156 A2.246	S31038-80# 5890642		
999	Y10	12/1986->	50PS./37KW.	156 A3.000	91190 4357028(x8)	03969-80 5970285 Ø 72	
999	Y10	03/1985->	45PS./33KW.	156 A2.000			
999	Y10 Fire	1985->	45PS./33KW.	204BA.100			
	Cat. 3 vías						
	Inyección						
1,0	4Cil. ø67,2			D31202-80# 5892395			
965	A112 Elegant	1977->	48PS./35KW.	A112-141A1	S31202-80# 5891505	01592 4145587	
965	A112 Elite	1977->	48PS./35KW.	A112-141A1	E30192 5882343		
965	A112 LX	1977->	48PS./35KW.	A112-141A1	91190 4357028(x8)	01767-80 443948 Ø 68 11767-80 P Esp. 1,8 mm	
1,0	4Cil. ø76			D30502-80# 5882062			
1049	Y10	03/1985->12/1989	55PS./41KW.	156 A.000	S30502-80# 5892345	01811 4323710	
1048	Y10 Touring	1985->1989	55PS./41KW.	127A.1000	90300 5930415(x8)	02914-80 5951860 Ø 77,5 12914-80 P 5969989 Esp. 1,8 mm Ø 77,5	
	Inyección						
1,0	4Cil. ø76			D31203-80# 5882347			
1049	Martini Turbo	1985->1989	84PS./62KW.	M201FT. 10.0	S31203-80# 5892345	02310 7541092	
1049	Y10	03/1985->12/1989	85PS./63KW.	156 A1.000	90300 5930415(x8)	08462-80 5999103 Ø 77	
1049	Y10 Turbo	1985->1989	84PS./62KW.	M201FT. 10.0			
	Inyección						
	Turbo						

Ölwanne Oil pan Carter aceite Carter d'huile Guarnizioni coppa	Ansaug Intake Admission Admission Aspirazione	A)Exhaust A)Escape B)Exhaust pipe B)Tubo de escape	Ventilschaft Valve stem Retén de válvula Queue de soupape Stelo della valvola	Wellendichringe Oil seals Retenes de aceite Bagues antilutte Paroloi	Schraubensätze Bolts set Juego de tornillos Pochette de vis Viti testata	Montagerichtlinien Instructions for assembly Instrucciones de montaje Instruzioni di montaggio	
						Tightening procedure Etapas de apriete Procedura de serraje Procedura di serraggio	
						Order Orden Ordine	
01575 965041		04954 4127971	76532(x8) 4357028 7x9.8/13.2x10	76146 < 40000320 42x56/63x7-ED 76273 > 40004280 64x80x8-EI		9504946 7648250(x9) 7648251(x1) M9x1.25x60/48(x1) M9x1.25x95/73(x9)	
01576 965042							
01590 883944							
01591 883946							
		a) 04158(x4) 757940	76532(x8) 4357028 7x9.8/13.2x10	76033 < 7554278 23x35x7-ED 76299 > 40004190 70x88x8-EI 76063 ¥ 0007724588 30x42x7-ED		9503969 7648197(x10) M9x1.25x96	3 kpm -90° + 3 kpm 90° 90°
01575 965041		04954 4127971	76532(x8) 4357028 7x9.8/13.2x10	76146 < 40000320 42x56/63x7-ED 76273 > 40004280 64x80x8-EI		9504946 7648250(x9) 7648251(x1) M9x1.25x60/48(x1) M9x1.25x95/73(x9)	2 kpm 4 kpm 6 kpm -90° + 6 kpm # ## ### -90° + 6 kpm
01576 965042							
01590 883944							
01591 883946							
		01932(x2) 4398359	76531(x8) 5930415 8x10.8/14.2x10	76117 < 400042270 40x56x7-ED 76273 > 40004280 64x80x8-EI 76060 ¥ 40004460 30x52x7-ED			3 kpm 6 kpm 8.5 kpm -90° + 8.5 kpm # ## ### -90° + 8.5 kpm
01812 4249510							
		02306 7613726	76531(x8) 5930415 8x10.8/14.2x10	76117 < 400042270 40x56x7-ED 76298 > 40004450 70x85x8-EI 76060 ¥ 40004460 30x52x7-ED		9508462 4467206(x5)Esparrago 7581743 (x5)	6.5 kpm -90° + 6.5 kpm Torn:90° Tuerc:40° Torn:90° Tuerc:40°
01812 4249510							

4 # Set with valve steam seals-Juego con retenes de válvula-Pochette avec queue de soupapes-mit Ventilschaftabdichtungen
 P Gasket not included in set-Junta no incluida en el juego-Joint non inclus dans la pochette-In den Sätzen nicht enthalten
 * Gasket set without cylinder head gasket-Juego sin junta de culata-Pochette sans joint de culasse-Dichtungssatz ohne Zylinderkopfdichtung

5 # Oil seal camshaft-Reten árbol de levas-Bague arbre à cames-Nockenwelle-Albero a camme
 à Retorque - Respietate - Reserrare-Nachziehen

GLASER®				Dichtungssatz Gasket set Juego de Juntas Pochette de joints Serie guarnizioni	Zylinderkopf Cylinder head Culata Culassa Testata	Zylinderkopfaube Valve cover Tapa válvulas Couvre-culbut. Punterie
Passend für - Suitable to - Adaptable à: ADAPTABLE A: AUTOBIANCHI						
Ltr	Model - Modelo - Modell	PS/KW	Engine/Motor			
1,1 1108 1108 1108 1108 1108 1108 1108	4Cil. ø70 Gio Junior Mira Ville Y10 Y10 Y10 Y10 4WD	1992-> 1992-> 1992-> 1992-> 06/1989->01/1992 09/1990->01/1992 06/1989->01/1992 1992->	51PS./37KW. 160.A3.000 51PS./37KW. 160.A3.000 51PS./37KW. 160.A3.000 51PS./37KW. 160.A3.000 57PS./42KW. 156 C.000 57PS./42KW. 156 C.046 57PS./42KW. 156 C.000 51PS./37KW. 160.A3.000	D31038-80# 5890641 B31038-0R S31038-80# 5890642 91190 4357028(x8)	 03969-80 5970285 Ø 72	 04155
1,1 1050 1050 1050	4Cil. ø67.2 A112 Abarth A112 Abarth A112 Abarth	01/1974->12/1984 1977->1979 1979->	70PS./51KW. A112 A2.000 70PS./51KW. A112.BB.2C 70PS./51KW. A112.CB.2C	D31059-80# 5882031 B31202-00 5882343 S31059-80# E30192 5882343 91190 4357028(x8)	 01767-80 443846 Ø 68 11767-80 P Esp. 1.8 mm	 01770 4348220 4358023
1,2 1242 1242 1242 1297 1297	4Cil. ø70.8 Y 12 LE Y 12 LE Y 12 LS Y10 Y10	1995-> 1995-> 1995-> 06/1992->11/1996 06/1989->12/1991	60PS./44KW. 840.A3.000 60PS./44KW. 609FA.12.C 60PS./44KW. 609FA.12.C 73PS./54KW. 146 A5.046 78PS./57KW. 156 B.000	D31975-80# 5883663 B31038-0R S31975-80# 5893660 91190 4357028(x8)	 03969-80 5970285 Ø 72	 04155
1,3 1301 1301 1301	4Cil. ø76 Y10 GT Y10 GT Y10 GT	1989->1991 1989->1991 1992->1996	76PS./56KW. M608.AA.130 76PS./56KW. 156 B.000 72PS./52KW. 146.A5.046	D31395-80# 5888477 B31395-0R S31395-80# 5888446 90300 5930415(x8)	 08462-80 5999103 Ø 77	 02310 7541092
1,4 1370	4Cil. ø82 Y 14 LX	1995->	80PS./59KW. M634.AA.14T	D32693-80# 0005895644 B32693-0R S32693-80# 0005895645 92450 4357028(x12)	 50762-80 0007744000 Ø 83	 53492 7768026

Owanna Oil pan Carter acelle Carter d'huile Guarnizioni coppa	Ansaug Intake Admission Aspirazione	A)Exhaust A)Escape B)Exhaust pipe B)Tubo de escape	Ventilskraft Valve stem Reten de válvula Queue de soupape Stelo della valvola	Wellendichringe Oil seals Rótines de aceite Bagues antifuete Parolli	Schraubensätze Bolts set Juego de tornillos Pochette de vis Viti testata	Montagerichtlinien Instructions for assembly Instrucciones de montaje Instruzioni di montaggio
						Tightening procedure Etapas de apriete Procedura de serraje Procedura di serraggio
Order	Order	Order	Order	Order	Order	Order
	04156 7597583	a) 04158(x4) 757940	76532(x8) 4357028 7x9.8/13.2x10	76033 < 7554279 23x35x7-ED 76299 > 40004190 70x88x8-EI 76063 ¥ 0007724588 30x42x7-ED	 9503969 7696197(x10) M9x1.25x96	3 kpm -90° + 3 kpm 90° 90°
01575 965041 01576 965042 01590 883944 01591 883946	 04954 4127971		76532(x8) 4357028 7x9.8/13.2x10	76146 < 4000320 42x56/63x7-ED 76273 > 40004280 64x80x8-EI 76063 ¥ 0007724588 30x42x7-ED	 9504946 7648250(x9) 7648251(x1) M9x1.25x60/48(x1) M9x1.25x95/73(x9)	2 kpm 4 kpm 6 kpm -90° + 6 kpm # ## ### -90° + 6 kpm
 01812 4249510	 02306 7613726	 a) 51429(x2) 46404428	76532(x8) 4357028 7x9.8/13.2x10	76033 < 7554279 23x35x7-ED 76299 > 40004190 70x88x8-EI 76063 ¥ 0007724588 30x42x7-ED	 9503969 7696197(x10) M9x1.25x96	3 kpm -90° + 3 kpm 90° 90°
 01812 4249510	 02306 7613726		76531(x8) 5930415 8x10.8/14.2x10	76117 < 400042270 40x56x7-ED 76298 > 40004450 70x85x8-EI 76060 ¥ 40004460 30x42x7-ED	 9508462 4467206(x5)Esparrago 7581743 (x5)	6.5 kpm -90° + 6.5 kpm Torn:90° Tuerc:40° Torn:90° Tuerc:40°
 58334 0046410460	 a) 51963 0046408120		76532(x12) 4357028 7x9.8/13.2x10	76444 < 60811207 31x41x7-ED 77145 > 60811518 93x172/139.7x12 Carcasa Rotostat Carcoux Calzato 76063 ¥ 0007724588 30x42x7-ED	 9550762 46420638(x10) M10x1.25x163	2 kpm 4 kpm -90° + 4 kpm 90° 90°

6 # Set with valve steam seals-Juego con retenes de válvula-Pochette avec queue de soupapes-mit Ventilschaftabdichtungen
 P Gasket not included in set-Junta no includes en el juego-Joint not incius dans la pochette-In den Sätzen nicht enthalten
 Gasket set without cylinder head gasket-Juego sin junta de culata-Pochette sans joint de culasse-Dichtungssatz ohne Zylinderkopfdichtung

Oil seal camshaft - Reten arbol de levas - Bague arbre à cames - Nockenwelle - Albero a camme
 à Retorque - Respriete - Reserrage-Nachziehen