

GLASER®		I.H.C. CASE						
Lt	Cc	Typ Model Modelo Modèle Modello	Motor Engine Moteur Motore	Baujahr Year Año Année Anno	Chassis	N° Motor N° engine N° Motor N° Moteur N° Motore	Typ Type Tipo Type Tipo	Pg
2,7	2695	1190	AD 3/55	1980-			Diesel	8
2,7	2695	1194	AD 3/55	1980-			Diesel	8
3,6	3595	1200	AD 4/49	01/1967-01/1979			Diesel	16
3,6	3595	1210	AD 4/49	01/1967-01/1979			Diesel	16
3,6	3595	1212	AD 4/49	01/1967-01/1979			Diesel	16
3	2933	125B	D179	1967-			Diesel	10
4	3915	125B	DD-D239	1967-			Diesel	18
3,6	3595	1290	AD 4/49	01/1967-01/1979			Diesel	16
3,6	3595	1294	AD 4/49	01/1967-01/1979			Diesel	16
3,6	3595	1390	AD 4/49	01/1967-01/1979			Diesel	16
3,6	3595	1394	AD 4/49	01/1967-01/1979			Diesel	16
3,6	3595	1410	AD 4/49	01/1967-01/1979			Diesel	16
3,6	3595	1412	AD 4/49	01/1967-01/1979			Diesel	16
2,4	2345	144	BC144	1955-1968			Diesel	8
2,5	2520	144	BD144	1955-1968			Diesel	8
2,5	2520	144	BUD144	1955-1968			Diesel	8
3,6	3595	1490	AD 4/49	01/1967-01/1979			Diesel	16
3,6	3595	1494	AD 4/49	01/1967-01/1979			Diesel	16
2,4	2345	154	BD154	1961-1970			Diesel	8
2,5	2540	155	D155	1965-			Diesel	8
5,4	5390	1594	AD 6/55	1980-			Diesel	26
5,4	5390	1690	AD 6/55	1980-			Diesel	26
5,4	5390	1690T	AD 6/55T	1980-			Diesel	26
5,4	5390	1694	AD 6/55	1980-			Diesel	26
3	2933	179	D179	1965-			Diesel	10
3,1	3100	188	188B				Diesel	12
3,1	3100	188	188D				Diesel	12
3,1	3100	188	188S				Diesel	12
3,4	3382	206	D206	1968-			Diesel	16
3,1	3100	207	207D				Diesel	12
3,1	3100	207	G207D				Diesel	12
4	3915	239	D239	1968-			Diesel	18
4	3915	240	DD-D239	1965-1972			Diesel	18
3	2933	240 AHS	D179	1965-1972			Diesel	10
4	3915	240 AHS	DD-D239	1965-1972			Diesel	18
3	2933	240A	D179	1965-1972			Diesel	10
4	3915	240A	DD-D239	1965-1972			Diesel	18
3	2933	2454 GD	D179	1965-1972			Diesel	10
4	3915	2454 GD	DD-D239	1965-1972			Diesel	18
4	4034	246	D246	1968-			Diesel	18
3	2933	250	D179	1967-			Diesel	10
4	3915	250	DD-D239	1967-			Diesel	18
3	2933	2544 Tractor	D179	1967-			Diesel	10
3	2933	260	D179	1967-			Diesel	10
4	3915	260	DD-D239	1967-			Diesel	18
4,3	4330	264	BD264	1956-1966			Diesel	22
5,1	5073	310	D310	1971-			Diesel	22
5,2	5189	336	336 BD				Diesel	24
5,2	5194	336	336 BDT				Diesel	24
5,1	5073	358	D358	1971-			Diesel	22
5,1	5073	358	DJ	1971-			Diesel	22
5,1	5073	360	D 360	01/1972-12/1978			Diesel	24
3	2933	374	D179	1967-			Diesel	10
4	3915	374	DD-D239	1967-			Diesel	18
5,1	5073	402	D 402	1971-			Diesel	22
5,2	5200	407	D-DT 407				Diesel	24
4	3915	454	DD-D239	1965-1972			Diesel	18
3	2933	454 GD	D179	1965-1972			Diesel	10
4	3915	454 GD	DD-D239	1965-1972			Diesel	18
3	2933	454 HS	D179	1967-			Diesel	10
4	3915	454 HS	DD-D239	1965-1972			Diesel	18
4	3915	464	DD-D239	1965-1972			Diesel	18
3	2933	464 HS	D179	1965-1972			Diesel	10
4	3915	464 HS	DD-D239	1965-1972			Diesel	18
6,9	6892	466	D179	1975-1993			Diesel	28
6,9	6892	466 A	DT466	1973-1993			Diesel	28
6,9	6892	466 B	DT466	1978-1993			Diesel	28
6,9	6892	466 C	DT466	1983-1993			Diesel	28
6,9	6892	467	DT466	1978-1993			Diesel	28
6,9	6892	468	DT466	1983-1993			Diesel	28
4	3915	484	DD-D239	1965-1972			Diesel	18
3	2933	484 A	D179	1967-			Diesel	10
4	3915	484 A	DD-D239	1965-1972			Diesel	18





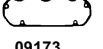

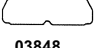





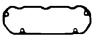

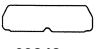
GLASER®		I.H.C. CASE						
Lt	Cc	Typ Model Modelo Modèle Modello	Motor Engine Moteur Motore	Baujahr Year Año Année Anno	Chassis	N° Motor N° engine N° Motor N° Moteur N° Motore	Typ Type Tipo Type Tipo	Pg
5,2	5189	504	504BD				Diesel	24
5,2	5189	504	504BDT				Diesel	24
5,2	5194	504	504BDT				Diesel	24
3,9	3860	5120	4T-390				Diesel	16
5,9	5880	5130	6-590				Diesel	26
5,9	5880	5130	6T-590				Diesel	26
5,9	5880	5140	6-590	1990-			Diesel	26
5,9	5880	5140	6T-590				Diesel	26
5,9	5880	5150	6-590				Diesel	26
5,9	5880	5150	6T-590				Diesel	26
3,9	3860	5220	4T-390				Diesel	16
5,9	5880	5230	6-590				Diesel	26
5,9	5880	5230	6T-590				Diesel	26
5,9	5880	5240	6-590				Diesel	26
5,9	5880	5240	6T-590				Diesel	26
5,9	5880	5250	6-590				Diesel	26
5,9	5880	5250	6T-590				Diesel	26
3	2933	64 GD	D179	1965-1972			Diesel	10
4	3915	64 GD	DD-D239	1965-1972			Diesel	18
3	2933	644	D179	1967-			Diesel	10
5,9	5880	6590	6-590				Diesel	26
5,9	5880	6590	6T-590				Diesel	26
5,9	5880	6590T	6-590				Diesel	26
5,9	5880	6590T	6T-590				Diesel	26
5,9	5880	6590T	6T-590				Diesel	26
5,9	5880	6590TA	6T-590				Diesel	26
5,9	5880	6590TA	6T-590				Diesel	26
5,9	5880	6590TA	6T-590				Diesel	26
5,9	5880	6590TA	6T-590				Diesel	26
5,1	5073	666	D 360	01/1969-12/1971			Diesel	24
3	2933	743 XL	D179	1967-			Diesel	10
4	3915	743 XL	DD-D239	1967-			Diesel	18
5,1	5073	766	D 360	01/1972-12/1978			Diesel	24
2,4	2395	770	AD 3/49	01/1965-02/1983			Diesel	8
2,7	2695	770	AD 3/55	01/1965-02/1983			Diesel	8
2,4	2395	780	AD 3/49	01/1965-02/1983			Diesel	8
2,7	2695	780	AD 3/55	01/1965-02/1983			Diesel	8
4	4035	784	D286	1965-			Diesel	18
4	4035	785	D286	1965-			Diesel	18
5,1	5073	826	D 360	01/1969-12/1971			Diesel	24
4	4034	856	DT 239	1983-			Diesel	22
2,4	2395	880	AD 3/49	01/1965-02/1983			Diesel	8
2,7	2695	880	AD 3/55	01/1965-02/1983			Diesel	8
4,4	4390	884	D288	1965-			Diesel	22
2,4	2395	885	AD 3/49	01/1965-02/1983			Diesel	8
2,7	2965	885	AD 3/55	01/1965-02/1983			Diesel	8
4,4	4390	885	D288	1965-			Diesel	22
5,1	5073	886	D 360	01/1974-12/1980			Diesel	24
3	3045	990	AD4	1961-01/1968			Diesel	10
3	3045	990	AD47	1961-01/1968			Diesel	10
3,2	3195	990	AD 4/49	1968-01/1979			Diesel	14
3,6	3595	995	AD 4/49	01/1967-01/1979			Diesel	16
3,6	3595	996	AD 4/49	01/1967-01/1979			Diesel	16
4	3990	C100	1004.4T				Diesel	20
4	3990	C80	1004.4T				Diesel	20
4	3990	C90	1004.4T				Diesel	20
6	5985	Combine 525	1006 - 6TW	01/1999-			Diesel	28
3,1	3100	Combine 600	G188D				Diesel	12
3,1	3100	Combine 660	G188D				Diesel	12
5,2	5194	Combine 980	504BDT			-2539000	Diesel	24
5,2	5194	Combine 980B	504BDT			-2539000	Diesel	24
3	2933	Combines 1120	D179	1967-			Diesel	10
4	3915	Combines 1120	DD-D239	1967-			Diesel	18
3	2933	Combines 1130	D179	1967-			Diesel	10
4	3915	Combines 1130	DD-D239	1967-			Diesel	18
3	2933	Combines 1230	D179	1967-			Diesel	10
4	3915	Combines 1230	DD-D239	1967-			Diesel	18
3	2933	Combines 321	D179	1967-			Diesel	10
4	3915	Combines 321	DD-D239	1967-			Diesel	18
3	2933	Combines 421	D179	1967-			Diesel	10
4	3915	Combines 421	DD-D239	1967-			Diesel	18
3	2933	Combines 431	D179	1967-			Diesel	10
4	3915	Combines 431	DD-D239	1967-			Diesel	18



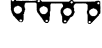












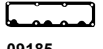



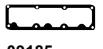





GLASER®		I.H.C. CASE						
Lt	Cc	Typ Model Modelo Modèle Modello	Motor Engine Moteur Motore	Baujahr Year Año Année Anno	Chassis	N° Motor N° engine N° Motor N° Moteur N° Motore	Typ Type Tipo Type Tipo	Pg
5,1	5073	Combines 453	D 360	01/1974-12/1980			Diesel	24
3	2933	Combines 861	D179	1967-			Diesel	18
4	3915	Combines 861	DD-D239	1967-			Diesel	10
3	2933	Combines 8-61	D179	1967-			Diesel	10
4	3915	Combines 8-61	DD-D239	1967-			Diesel	10
3	2933	Combines 8-71	D179	1967-			Diesel	18
4	3915	Combines 8-71	DD-D239	1967-			Diesel	18
6	5985	Cosechadora 525	1006 - 6TW				Diesel	28
5,1	5073	Cotton Harvester 95	D310	1971-			Diesel	22
5,1	5073	Cotton Picker 616	D310	1971-			Diesel	22
5,1	5073	Cotton Picker 622	D310	1971-			Diesel	22
5,1	5073	Crawler Loader 165	D310	1971-			Diesel	22
5,2	5194	Crawler Tractor 1450	504BDT				Diesel	24
3,1	3100	Crawler Tractor 310E	G188D				Diesel	12
3,1	3100	Crawler Tractor 310F	G188D				Diesel	12
3,1	3100	Crawler Tractor 310G	G188D				Diesel	12
3,1	3100	Crawler Tractor 350	G188D				Diesel	12
3,1	3100	Crawler Tractor 450	G188D				Diesel	12
3,1	3100	Crawler Tractor 480	G188D				Diesel	12
2,8	2720	Crawler Tractor 500	BD154	1963-			Diesel	8
3,1	3100	Crawler Tractor 500	G188D				Diesel	12
6	5985	Crawler Tractor 525	1006 - 6TW	01/1999-			Diesel	28
3,1	3100	Crawler Tractor 530	G188D				Diesel	12
3,1	3100	Crawler Tractor 580	G188D				Diesel	12
4	3990	CX 100/2	1004.40T				Diesel	20
4	3990	CX 100/4	1004.40T				Diesel	20
4	3990	CX C80/2	1004.40T				Diesel	20
4	3990	CX C80/4	1004.40T				Diesel	20
4	3990	CX C80F	1004.40T				Diesel	20
4	3990	CX100	1004.40T				Diesel	20
4	3990	CX80	1004.4T				Diesel	20
3	2933	D523	D179	1965-1972			Diesel	10
4	3915	D523	DD-D239	1965-1972			Diesel	18
3	2933	D533	D179	1965-1972			Diesel	10
4	3915	D533	DD-D239	1967-			Diesel	18
3	2933	D633	D179	1965-1972			Diesel	10
4	3915	D633	DD-D239	1965-1972			Diesel	18
3	2933	D724	D179	1967-			Diesel	10
4	3915	D724	DD-D239	1967-			Diesel	18
3	2933	Forklift 4500	D179	1967-			Diesel	10
4	3915	Forklift 4500	DD-D239	1967-			Diesel	18
3	2933	Forklift 4500 A	D179	1967-			Diesel	12
2,8	2720	Forklift 7000	BD154	1963-			Diesel	8
2,5	2540	Forklift 9000	D155	1960-			Diesel	8
5,1	5073	Forklift 9000	D310	1971-			Diesel	22
2,5	2540	Hydro Tractor 86	D155	1960-			Diesel	8
3	2933	Loader 2400	D179	1965-1972			Diesel	12
4	3915	Loader 2400	DD-D239	1965-1972			Diesel	18
4	3915	Loader 250	DD-D239	1967-			Diesel	18
4	3915	Loader 250 AHS	DD-D239	1967-			Diesel	18
2,8	2720	Loader 500	BD154	1963-			Diesel	8
6	5985	Loader 525	1006 - 6TW	01/1999-			Diesel	28
3	2933	Loaders 100E	D179	1967-			Diesel	12
4	3915	Loaders 100E	DD-D239	1967-			Diesel	18
3	2933	Loaders 515 B	D179	1967-			Diesel	12
4	3915	Loaders 515 B	DD-D239	1967-			Diesel	18
4	3915	Loaders TD-7E	DD-D239	1967-			Diesel	20
8,3	8270	Magnum 8910	CT 8.3	1991-			Diesel	28
8,3	8270	Magnum 8920	CT 8.3	1991-			Diesel	28
8,3	8270	Magnum 8930	CTA 8.3	1991-			Diesel	28
8,3	8270	Magnum 8940	CTA 8.3	1991-			Diesel	28
8,3	8270	Magnum 8950	CTA 8.3	1991-			Diesel	28
5,9	5880	Maxxum MX 110/2	6T-590				Diesel	26
5,9	5880	Maxxum MX 120	6T-590				Diesel	26
5,9	5880	Maxxum MX 135	6T-590				Diesel	26
4	3990	MX100C	1004.4T				Diesel	22
4	3990	MX80C	1004.4T				Diesel	22
4	3990	MX90C	1004.4T				Diesel	22
2,5	2540	Payloader 503	D155	1960-			Diesel	8
3	2933	PS Dozer TD-7E	D179	1967-			Diesel	12
4	3915	PS Dozer TD-7E	DD-D239	1967-			Diesel	20
3,9	3922	Series 100	4-390				Diesel	16

GLASER®		I.H.C. CASE						
Lt	Cc	Typ Model Modelo Modèle Modello	Motor Engine Moteur Motore	Baujahr Year Año Année Anno	Chassis	N° Motor N° engine N° Motor N° Moteur N° Motore	Typ Type Tipo Type Tipo	Pg
5,2	5189	Series 111	504BD				Diesel	24
3	2933	Series 2500 A	D179	1967-			Diesel	12
4	3915	Series 2500 A	DD-D239	1967-			Diesel	20
3	2933	Series 2500 A Tractor	D179	1967-			Diesel	12
4	3915	Series 2500 A Tractor	DD-D239	1967-			Diesel	20
3	2933	Series 2500 B	D179	1967-			Diesel	12
4	3915	Series 2500 B	DD-D239	1967-			Diesel	20
3	2933	Series 2500 B Tractor	D179	1967-			Diesel	12
4	3915	Series 2500 B Tractor	DD-D239	1967-			Diesel	20
3,9	3922	Series 4390	4T-390				Diesel	16
4	3915	Series Tractors 2400 A/B	DD-D239	1965-1972			Diesel	20
3	2933	SK 3654	D179	1965-1972			Diesel	12
4	3915	SK 3654	DD-D239	1965-1972			Diesel	20
5,9	5880	Steiger 9330	S 6TA				Diesel	26
10	10014	Steiger 9350	LTA 10-A	1991-			Diesel	28
14	14000	Steiger 9370	NTA 855A	1991-			Diesel	28
14	14000	Steiger Quadtrac	N14-A360	1991-			Diesel	28
3	2933	SU 644	D179	1965-1972			Diesel	12
4	3915	SU 644	DD-D239	1965-1972			Diesel	20
3	2933	SU 644 L	D179	1965-1972			Diesel	12
4	3915	SU 644 L	DD-D239	1965-1972			Diesel	20
4	3915	Tractor 2500	DD-D239	1967-			Diesel	20
4	3915	Tractor 2544	DD-D239	1967-			Diesel	20
4	3915	Tractor 2574	DD-D239	1967-			Diesel	20
4	3915	Tractor 3400	DD-D239	1967-			Diesel	20
4	3915	Tractor 3500	DD-D239	1967-			Diesel	20
4	3915	Tractor 3514	DD-D239	1967-			Diesel	20
2,8	2720	Tractor 354	BD154	1963-			Diesel	8
2,8	2720	Tractor B238	BD154	1963-			Diesel	8
2,8	2720	Tractor B2424	BD154	1963-			Diesel	8
2,8	2720	Tractor B2444	BD154	1963-			Diesel	8
2,8	2720	Tractor B275	BD154	1963-			Diesel	8
2,8	2720	Tractor B3414	BD154	1963-			Diesel	8
2,8	2720	Tractor B3444	BD154	1963-			Diesel	8
2,8	2720	Tractor B364	BD154	1963-			Diesel	10
2,8	2720	Tractor B384	BD154	1963-			Diesel	10
2,8	2720	Tractor B414	BD154	1963-			Diesel	10
2,8	2720	Tractor B424	BD154	1963-			Diesel	10
2,8	2720	Tractor B434	BD154	1963-			Diesel	10
2,8	2720	Tractor B444	BD154	1963-			Diesel	10
2,8	2720	Tractor B500	BD154	1963-			Diesel	10
2,5	2540	Tractor D353	D155	1960-			Diesel	8
2,5	2540	Tractor D383	D155	1960-			Diesel	8
2,5	2540	Tractor D423	D155	1960-			Diesel	8
2,5	2540	Tractor D433	D155	1960-			Diesel	8
2,5	2540	Tractor D533	D155	1960-			Diesel	8
2,5	2540	Tractor D543	D155	1960-			Diesel	8
3	2933	Tractor D824 A	D179	1967-			Diesel	12
3	2933	Tractors D744	D179	1967-			Diesel	12
4	3915	Tractors D744	DD-D239	1967-			Diesel	20
3	2933	Tractors D745 XL	D179	1967-			Diesel	12
4	3915	Tractors D745 XL	DD-D239	1967-			Diesel	20
3	2933	Tractors D824	D179	1967-			Diesel	12
4	3915	Tractors D824	DD-D239	1967-			Diesel	20
3,1	3100	UniLoader 1740	G188D				Diesel	12
3,1	3100	UniLoader 1845	G188D				Diesel	12
3,1	3100	UniLoader 1855	G188D				Diesel	12
3,1	3100	UniLoader W3	G188D				Diesel	12
3,1	3100	UniLoader W5A	G188D				Diesel	14
3,1	3100	Wheel Loader 480C	G188D				Diesel	14
6	5985	Wheel Loader 525	1006 - 6TW	01/1999-			Diesel	28
3,1	3100	Wheel Loader 580C	G188D				Diesel	14
4	3915	Wheel Loader TD8-E/PS	DD-D239	1967-			Diesel	20
5,2	5194	Wheel Loader W24	504BDT				Diesel	24
5,2	5194	Wheel Loader W24B	504BDT				Diesel	24
5,2	5194	Wheel Loader W26B	504BDT				Diesel	24
3,1	3100	Wheel Loader W3	G188D				Diesel	14
3,1	3100	Wheel Loader W5A	G188D				Diesel	14
4	3915	Wheel Tractor 100/E	DD-D239	1967-			Diesel	20
5,2	5194	Wheel Tractor 1370	504BDT				Diesel	24
5,9	5870	Wheel Tractor 1420	D358				Diesel	26
5,2	5194	Wheel Tractor 1470	504BDT				Diesel	24
5,2	5194	Wheel Tractor 1570	504BDT				Diesel	24

GLASER®		I.H.C. CASE						
Lt	Cc	Typ Model Modelo Modèle Modello	Motor Engine Motor Moteur Motore	Baujahr Year Año Année Anno	Chassis	N° Motor N° engine N° Motor N° Moteur N° Motore	Typ Type Tipo Type Tipo	Pg
5,2	5194	Wheel Tractor 2090	504BDT				Diesel	24
5,2	5194	Wheel Tractor 2290	504BDT				Diesel	24
5,2	5194	Wheel Tractor 2390	504BDT				Diesel	24
3	2933	Wheel Tractor 2400A	D179	1967-			Diesel	12
3	2933	Wheel Tractor 2400B	D179	1967-			Diesel	12
3	2933	Wheel Tractor 240A	D179	1967-			Diesel	12
3	2933	Wheel Tractor 240AHS	D179	1967-			Diesel	12
3	2933	Wheel Tractor 2410B	D179	1967-			Diesel	12
3	2933	Wheel Tractor 2412B	D179	1967-			Diesel	12
2,8	2720	Wheel Tractor 2424D	BD154				Diesel	10
2,8	2720	Wheel Tractor 2444D	BD154	1963-			Diesel	10
5,2	5194	Wheel Tractor 2470	504BDT				Diesel	24
5,2	5194	Wheel Tractor 2590	504BDT				Diesel	24
5,1	5073	Wheel Tractor 2670	D310	1971-			Diesel	22
5,1	5073	Wheel Tractor 2706	D310	1971-			Diesel	22
5,1	5073	Wheel Tractor 2756	D310	1971-			Diesel	24
5,9	5870	Wheel Tractor 2826	D358				Diesel	26
3,1	3100	Wheel Tractor 310B	G188D				Diesel	14
3,1	3100	Wheel Tractor 311B	G188D				Diesel	14
3,1	3100	Wheel Tractor 320B	G188D				Diesel	14
5,9	5870	Wheel Tractor 3288	D358				Diesel	26
3,1	3100	Wheel Tractor 330	G188D				Diesel	14
3	2933	Wheel Tractor 3400 A	D179	1967-			Diesel	12
3	2933	Wheel Tractor 3400 B	D179	1967-			Diesel	12
5,1	5073	Wheel Tractor 3820	D310	1971-			Diesel	24
3,1	3100	Wheel Tractor 420	G188D				Diesel	14
3,1	3100	Wheel Tractor 430	G188D				Diesel	14
3,1	3100	Wheel Tractor 440	G188D				Diesel	14
3,1	3100	Wheel Tractor 441	G188D				Diesel	14
5,2	5194	Wheel Tractor 4490	504BDT				Diesel	24
3	2933	Wheel Tractor 454	D179	1967-			Diesel	12
3	2933	Wheel Tractor 464	D179	1967-			Diesel	12
3,1	3100	Wheel Tractor 470	G188D				Diesel	14
3,1	3100	Wheel Tractor 480	G188D				Diesel	14
3	2933	Wheel Tractor 484	D179	1967-			Diesel	12
4	3915	Wheel Tractor 514	DD-D239	1965-1972			Diesel	20
6	5985	Wheel Tractor 525	1006 - 6TW	01/1999-			Diesel	28
3,1	3100	Wheel Tractor 530	G188D				Diesel	14
3,1	3100	Wheel Tractor 531	G188D				Diesel	14
3,1	3100	Wheel Tractor 540	G188D				Diesel	14
3,1	3100	Wheel Tractor 541	G188D				Diesel	14
4	3915	Wheel Tractor 544	DD-D239	1967-			Diesel	20
3,1	3100	Wheel Tractor 570	G188D				Diesel	14
4	3915	Wheel Tractor 574	DD-D239	1967-			Diesel	20
3,1	3100	Wheel Tractor 580B	G188D				Diesel	14
3,1	3100	Wheel Tractor 584	G188D				Diesel	14
3,4	3382	Wheel Tractor 584	D206	1968-			Diesel	16
3,1	3100	Wheel Tractor 600	G188D				Diesel	14
3,1	3100	Wheel Tractor 630	G188D				Diesel	14
3,1	3100	Wheel Tractor 640	G188D				Diesel	14
4	3915	Wheel Tractor 674	DD-D239	1967-			Diesel	20
3,1	3100	Wheel Tractor 680	G188D				Diesel	14
3,1	3100	Wheel Tractor 680CK	G188D				Diesel	14
4	3915	Wheel Tractor 684	DD-D239	1967-			Diesel	20
5,1	5073	Wheel Tractor 686	D310	1971-			Diesel	24
5,1	5073	Wheel Tractor 706	D310	1971-			Diesel	24
5,1	5073	Wheel Tractor 756	D310	1971-			Diesel	24
5,9	5870	Wheel Tractor 826	D358				Diesel	26
5,1	5073	Wheel Tractor 86	D310	1971-			Diesel	24
5,9	5870	Wheel Tractor 886	D358				Diesel	26
5,9	5870	Wheel Tractor 955XC	D358	1980-			Diesel	26
4	3915	Wheel Tractor PS TD7 E	DD-D239	1967-			Diesel	20
4	3915	Wheel Tractor TD7	DD-D239	1967-			Diesel	20
4	3915	Wheel Tractor TD80	DD-D239	1967-			Diesel	20
3,1	3100	WindRower 1150	G188D				Diesel	14
3,1	3100	WindRower 1155	G188D				Diesel	14
3,1	3100	WindRower 1255	G188D				Diesel	14
3,1	3100	WindRower Wide Flange	G188D				Diesel	14
3	2933	Windrowers 5000	D179	1967-			Diesel	12
4	3915	Windrowers 5000	DD-D239	1965-1972			Diesel	20
3	2933	Windrowers 5500	D179	1967-			Diesel	12
4	3915	Windrowers 5500	DD-D239	1967-			Diesel	20
4	3915	XE 633	DD-D239	1965-1972			Diesel	20














GLASER®		I.H.C. CASE						
Lt	Cc	Typ Model Modelo Modèle Modello	Motor Engine Motor Moteur Motore	Baujahr Year Año Année Anno	Chassis	N° Motor N° engine N° Motor N° Moteur N° Motore	Typ Type Tipo Type Tipo	Pg
4	3915	XV 633	DD-D239	1965-1972			Diesel	20








<b>GLASER®</b>				Dichtungssatz Gasket set Juego de Juntas Pochette de joints Serie guarnizioni	Zylinderkopf Cylinder head Culata Culasse Testata	Zyl.-Kopfhaube Valve cover Tapa válvulas Couvre-culbut. Punterie
PASSEND FÜR - SUITABLE TO - ADAPTABLE À: <b>ADAPTABLE A: I.H.C. CASE</b>						
Ltr	Model - Modelo - Modell	PS/KW	Engine/Motor			
2,4	3Cil. ø100 2395 <b>770</b> 2395 <b>780</b> 2395 <b>880</b> 2395 <b>885</b> Tractor	01/1965->02/1983 01/1965->02/1983 01/1965->02/1983 01/1965->02/1983	-PS./-KW. AD 3/49 AD 3/49 AD 3/49 AD 3/49	<b>D30321-80#</b> K964876 <b>B30321-0R</b> K964877 <b>S30321-80#</b> K956672 Ø 102 <b>E30321</b>		 <b>09173</b> K907338
2,4	4Cil. ø85.7 2345 <b>144</b> 2345 <b>154</b> 2520 <b>144</b> 2520 <b>144</b> Adaptable a: Agromet B275-276-354 B414-434-444-674-384 DH 703-883-R3 Diesel	1955->1968 1961->1970 1955->1968 1955->1968	BC144 BD154 BD144 BUD144	<b>D30666-24</b> 706105R93 <b>B30666-00</b> 3048861R91 <b>S30666-24</b> 3041249R92		 <b>03848</b> 3069767R1
2,5	3Cil. ø97.96 2540 <b>155</b> 2540 <b>Forklift 9000</b> 2540 <b>Hydro Tractor 86</b> 2540 <b>Payloader 503</b> 2540 <b>Tractor D353</b> 2540 <b>Tractor D383</b> 2540 <b>Tractor D423</b> 2540 <b>Tractor D433</b> 2540 <b>Tractor D533</b> 2540 <b>Tractor D543</b> Diesel	1965-> 1960-> 1960-> 1960-> 1960-> 1960-> 1960-> 1960-> 1960-> 1960-> 1960->	40PS./30KW. D155 40PS./30KW. D155 40PS./30KW. D155 40PS./30KW. D155 40PS./30KW. D155 40PS./30KW. D155 40PS./30KW. D155 40PS./30KW. D155 40PS./30KW. D155	<b>D31000-80#</b> 3136798R99 <b>B31000-00</b> 3136802R99 <b>S31000-80#</b> +3136802R99 3136798R99		 <b>08806</b> 3136841R1
2,7	3Cil. ø100 2695 <b>770</b> 2695 <b>780</b> 2695 <b>880</b> 2695 <b>885</b> Tractor	01/1965->02/1983 01/1965->02/1983 01/1965->02/1983 01/1965->02/1983	AD 3/55 AD 3/55 AD 3/55 AD 3/55	<b>D30321-80#</b> K964876 <b>B30321-0R</b> K964877 <b>S30321-80#</b> K956672 Ø 102 <b>E30321</b>		 <b>09173</b> K907338
2,7	3Cil. ø100 2695 <b>1190</b> 2695 <b>1194</b> Tractor	1980-> 1980->	-PS./-KW. AD 3/55 AD 3/55	<b>D31306-80</b> K260287 <b>B31306-00</b> K260286 <b>A31306-80</b>		 <b>09173</b> K907338
2,8	4Cil. ø88.9 2720 <b>Crawler Tractor 500</b> 2720 <b>Forklift 7000</b> 2720 <b>Loader 500</b> 2720 <b>Tractor 354</b> 2720 <b>Tractor B238</b> 2720 <b>Tractor B2424</b> 2720 <b>Tractor B2444</b> 2720 <b>Tractor B275</b> 2720 <b>Tractor B3414</b> 2720 <b>Tractor B3444</b>	1963-> 1963-> 1963-> 1963-> 1963-> 1963-> 1963-> 1963-> 1963-> 1963->	52PS./38KW. BD154 52PS./38KW. BD154 52PS./38KW. BD154 52PS./38KW. BD154 52PS./38KW. BD154 52PS./38KW. BD154 52PS./38KW. BD154 52PS./38KW. BD154 52PS./38KW. BD154	<b>D30666-24</b> 706105R93 <b>B30666-00</b> 3048861R91 <b>S30666-24</b> 3041249R92		 <b>03848</b> 3069767R1

Ölwanne Oil pan Carter aceite Carter d'huile Guarnizioni coppa	Ansaug Intake Admisión Admission Aspirazione	Auspuff Exhaust Escape Échappement Scarico	Auspuffrohr Exhaust pipe Tubo de escape Tayau d'ecgapp Tubo scappamento	Ventilschaft Valve stem Retén de válvula Queue de soupape Stelo della valvola	Wellendichtringe Oil seals Retenes de aceite Bagues antifuile Paraoli	Schraubensätze Bolts set Juego de tornillos Bagues antifuile Pochette de vis Viti testata
						
<b>09181</b> <b>09182</b>	<b>09185</b>	<b>01129(x3)</b>	<b>09174</b>	<b>76501 (x3)</b> 10x11.4 / 20x10.2	<b>76197&lt;</b> K628127 54.1x73x9.5/9-ED <b>76395&gt;</b> K262708 114.3x139.7x11.9-EI	
					<b>77176&lt;</b> <b>77177&gt;</b>	
<b>03842</b> 703840R1	<b>03849(x2)</b>	<b>03850(x2)</b> 704165R3				
				<b>76542(x6)</b> 321838R91 10x14/19x13	<b>76333&lt;</b> 79.38x99.97x13 <b>76391&gt;</b> 1054053 110x130x12.7-EI	
<b>08845</b> 3055160R3	<b>08807</b> 3055397R3	<b>08810(x3)</b> 3132434R1	<b>08830</b> 3058005R2			
				<b>76501 (x3)</b> 10x11.4 / 20x10.2	<b>76197&lt;</b> K628127 54.1x73x9.5/9-ED <b>76395&gt;</b> K262708 114.3x139.7x11.9-EI	
<b>09181</b> <b>09182</b>	<b>09185</b>	<b>01129(x3)</b>	<b>09174</b>			
					<b>05262(x2)P</b> <b>76197P</b> K628127 54.1x73x9.5/9-ED	
<b>09179</b> <b>09181</b> <b>09182</b>	<b>09185</b>	<b>01129(x3)</b>	<b>09174</b>			
					<b>77176&lt;</b> <b>77177&gt;</b>	
<b>03842</b> 703840R1	<b>03849(x2)</b>	<b>03850(x2)</b> 704165R3				

‡ Set with valve steam seals-Juego con retenes de válvula-Pochette avec queue de soupapes-mit Ventilschaftabdichtungen  
 † Gasket not included in set-Junta no incluida en el juego-Joint non inclus dans la pochette-In den Sätzen nicht enthalten  
 \* Gasket set without cylinder head gasket-Juego sin junta de culata-Pochette sans joint de culasse-Dichtungssatz ohne Zylinderkopfdichtung














\* Oil seal camshaft -Retén árbol de levas -Bague arbre à cames -Nockenwelle -Albero a camme  
 à Rotorque - Reapriete - Resserrage-Nachziehen
































<b>GLASER®</b>				Dichtungssatz Gasket set Juego de Juntas Pochette de joints Serie guarnizioni	Zylinderkopf Cylinder head Culata Culasse Testata	Zyl.-Kopphaube Valve cover Tapa válvulas Couverculbut. Punterie
PASSEND FÜR - SUITABLE TO - ADAPTABLE À: <b>ADAPTABLE A: I.H.C. CASE</b>						
Ltr	Model - Modelo - Modell	PS/KW	Engine/Motor			
<b>2,8</b>	4Cil. ø88.9			<b>D30666-24</b> 706105R93		
2720	<b>Tractor B364</b> 1963->	52PS./38KW.	BD154	<b>B30666-00</b> 3048861R91		<b>03848</b> 3069767R1
2720	<b>Tractor B384</b> 1963->	52PS./38KW.	BD154	<b>S30666-24</b> 3041249R92		
2720	<b>Tractor B414</b> 1963->	52PS./38KW.	BD154			
2720	<b>Tractor B424</b> 1963->	52PS./38KW.	BD154			
2720	<b>Tractor B434</b> 1963->	52PS./38KW.	BD154			
2720	<b>Tractor B444</b> 1963->	52PS./38KW.	BD154			
2720	<b>Tractor B500</b> 1963->	52PS./38KW.	BD154			
2720	<b>Wheel Tractor 2424D</b>	52PS./38KW.	BD154			
2720	<b>Wheel Tractor 2444D</b> 1963->	52PS./38KW.	BD154			
<b>3,0</b>	4Cil. ø92.1			<b>D30044-80</b> 961001		
3045	<b>990</b> 1961->01/1968		AD47	<b>B30044-00</b>		<b>01107</b> K905229
3045	<b>990</b> 1961->01/1968	-PS./-KW.	AD4	<b>A30044-80</b> 961000	<b>01105-80</b> C902040 ø 95	
	ImpleMatic Tractor			<b>E30044</b>		
<b>3,0</b>	3Cil. ø98.4			<b>D31000-80#</b> 3136798R99		
2933	<b>125B</b> 1967->	52PS./38KW.	D179	<b>B31000-00</b> 3136802R99		<b>08806</b> 3138641R1
2933	<b>179</b> 1965->	52PS./38KW.	D179	<b>S31000-80#</b> +3136802R99	<b>08789-80</b> 3228361R2 ø 112	
2933	<b>240 AHS</b> 1965->1972	52PS./38KW.	D179			
2933	<b>240A</b> 1965->1972	52PS./38KW.	D179			
2933	<b>2454 GD</b> 1965->1972	52PS./38KW.	D179			
2933	<b>250</b> 1967->	52PS./38KW.	D179			
2933	<b>2544 Tractor</b> 1967->	52PS./38KW.	D179			
2933	<b>260</b> 1967->	52PS./38KW.	D179			
2933	<b>374</b> 1967->	52PS./38KW.	D179			
2933	<b>454 GD</b> 1965->1972	52PS./38KW.	D179			
	353-383-E383-423 523-553-633 Adaptable a: Diesel E423-433-453-E453-533					
<b>3,0</b>	3Cil. ø98.4			<b>D31000-80#</b> 3136798R99		
2933	<b>454 HS</b> 1967->	52PS./38KW.	D179	<b>B31000-00</b> 3136802R99		<b>08806</b> 3138641R1
2933	<b>464 HS</b> 1965->1972	52PS./38KW.	D179	<b>S31000-80#</b> +3136802R99	<b>08789-80</b> 3228361R2 ø 112	
2933	<b>484 A</b> 1967->	52PS./38KW.	D179			
2933	<b>64 GD</b> 1965->1972	52PS./38KW.	D179			
2933	<b>644</b> 1967->	52PS./38KW.	D179			
2933	<b>743 XL</b> 1967->	52PS./38KW.	D179			
2933	<b>Combines 1120</b> 1967->	52PS./38KW.	D179			
2933	<b>Combines 1130</b> 1967->	52PS./38KW.	D179			
2933	<b>Combines 1230</b> 1967->	52PS./38KW.	D179			
2933	<b>Combines 321</b> 1967->	52PS./38KW.	D179			
<b>3,0</b>	3Cil. ø98.4			<b>D31000-80#</b> 3136798R99		
2933	<b>Combines 421</b> 1967->	52PS./38KW.	D179	<b>B31000-00</b> 3136802R99		<b>08806</b> 3138641R1
2933	<b>Combines 431</b> 1967->	52PS./38KW.	D179	<b>S31000-80#</b> +3136802R99	<b>08789-80</b> 3228361R2 ø 112	
2933	<b>Combines 861</b> 1967->	52PS./38KW.	D179			
2933	<b>Combines 8-61</b> 1967->	52PS./38KW.	D179			
2933	<b>Combines 8-71</b> 1967->	52PS./38KW.	D179			
2933	<b>D523</b> 1965->1972	52PS./38KW.	D179			
2933	<b>D533</b> 1965->1972	52PS./38KW.	D179			
2933	<b>D633</b> 1965->1972	52PS./38KW.	D179			
2933	<b>D724</b> 1967->	52PS./38KW.	D179			
2933	<b>Forklift 4500</b> 1967->	52PS./38KW.	D179			

Ölwanne Oil pan Carter aceite Carter d'huile Guarnizioni coppa	Ansaug Intake Admisión Admission Aspirazione	Auspuff Exhaust Escape Échappement Scarico	Auspuffrohr Exhaust pipe Tubo de escape Tayau d'ecgapp Tubo scappamento	Ventilschaft Valve stem Retén de válvula Queue de soupape Stelo della valvola	Wellendichtringe Oil seals Retenes de aceite Bagues antifuíte Paraoli	Schraubensätze Bolts set Juego de tornillos Pochette de vis Viti testata
						
<b>03842</b> 703884R1	<b>03849</b> (x2)	<b>03850</b> (x2) 704165R3			<b>77176</b> < <b>77177</b> >	
<b>01106</b> <b>01108</b> <b>01109</b>	<b>01120</b> (x4)	<b>01117</b> <b>01118</b> (x2)	<b>01119</b>			
<b>08845</b> 3055160R3	<b>08807</b> 3055397R3	<b>08810</b> (x3) 3132434R1	<b>08830</b> 3058005R2	<b>76542</b> (x6) 3218398R91 10x14/19x13	<b>76333</b> < 79.38x99.97x13 <b>76391</b> > 1054053 110x130x12.7-EI	
<b>08845</b> 3055160R3	<b>08807</b> 3055397R3	<b>08810</b> (x3) 3132434R1	<b>08830</b> 3058005R2	<b>76542</b> (x6) 3218398R91 10x14/19x13	<b>76333</b> < 79.38x99.97x13 <b>76391</b> > 1054053 110x130x12.7-EI	
<b>08845</b> 3055160R3	<b>08807</b> 3055397R3	<b>08810</b> (x3) 3132434R1	<b>08830</b> 3058005R2	<b>76542</b> (x6) 3218398R91 10x14/19x13	<b>76333</b> < 79.38x99.97x13 <b>76391</b> > 1054053 110x130x12.7-EI	

\* Set with valve steam seals-Juego con retenes de válvula-Pochette avec queue de soupapes-mit Ventilschaftabdichtungen  
 † Gasket not included in set-Junta no incluida en el juego-Joint non inclus dans la pochette-In den Sätzen nicht enthalten  
 ‡ Gasket set without cylinder head gasket-Juego sin junta de culata-Pochette sans joint de culasse-Dichtungssatz ohne Zylinderkopfdichtung




\* Oil seal camshaft -Retén árbol de levas -Bague arbre à cames -Nockenwelle -Albero a camme  
 † Retorque - Reapriete - Resserage-Nachziehen








<b>GLASER®</b>				Dichtungssatz Gasket set Juego de Juntas Pochette de joints Serie guarnizioni	Zylinderkopf Cylinder head Culata Culasse Testata	Zyl.-Kopfhaube Valve cover Tapa válvulas Couvre-culbut. Punterie
PASSEND FÜR - SUITABLE TO - ADAPTABLE A: <b>ADAPTABLE A: I.H.C. CASE</b>						
Ltr	Model - Modelo - Modell	PS/KW	Engine/Motor			
3,0	3Cil. ø98.4			<b>D31000-80#</b> 3136798R99		
2933	Forklift 4500 A	1967->	52PS./38KW.	D179		
2933	Loader 2400	1965->1972	52PS./38KW.	D179		
2933	Loaders 100E	1967->	52PS./38KW.	D179		
2933	Loaders 515 B	1967->	52PS./38KW.	D179		
2933	PS Dozer TD-7E	1967->	52PS./38KW.	D179		
2933	Series 2500 A	1967->	52PS./38KW.	D179		
2933	Series 2500 A Tractor	1967->	52PS./38KW.	D179		
2933	Series 2500 B	1967->	52PS./38KW.	D179		
2933	Series 2500 B Tractor	1967->	52PS./38KW.	D179		
2933	SK 3654	1965->1972	52PS./38KW.	D179		
3,0	3Cil. ø98.4			<b>D31000-80#</b> 3136798R99		
2933	SU 644	1965->1972	52PS./38KW.	D179		
2933	SU 644 L	1965->1972	52PS./38KW.	D179		
2933	Tractor D824 A	1967->	52PS./38KW.	D179		
2933	Tractors D744	1967->	75PS./55KW.	D179		
2933	Tractors D745 XL	1967->	75PS./55KW.	D179		
2933	Tractors D824	1967->	52PS./38KW.	D179		
2933	Wheel Tractor 2400A	1967->	52PS./38KW.	D179		
2933	Wheel Tractor 2400B	1967->	52PS./38KW.	D179		
2933	Wheel Tractor 240A	1967->	52PS./38KW.	D179		
2933	Wheel Tractor 240AHS	1967->	52PS./38KW.	D179		
3,0	3Cil. ø98.4			<b>D31000-80#</b> 3136798R99		
2933	Wheel Tractor 2410B	1967->	52PS./38KW.	D179		
2933	Wheel Tractor 2412B	1967->	52PS./38KW.	D179		
2933	Wheel Tractor 3400 A	1967->	52PS./38KW.	D179		
2933	Wheel Tractor 3400 B	1967->	52PS./38KW.	D179		
2933	Wheel Tractor 454	1967->	52PS./38KW.	D179		
2933	Wheel Tractor 464	1967->	52PS./38KW.	D179		
2933	Wheel Tractor 484	1967->	52PS./38KW.	D179		
2933	Windrowers 5000	1967->	52PS./38KW.	D179		
2933	Windrowers 5500	1967->	52PS./38KW.	D179		
3,1	4Cil. ø96.8			<b>D32151-80#</b> A10707		
3100	188	49PS./36KW.	188S			
3100	188	49PS./36KW.	188D			
3100	188	49PS./36KW.	188B			
3100	207	56PS./42KW.	G207D			
3100	207	56PS./41KW.	207D			
3100	Combine 600	62PS./46KW.	G188D			
3100	Combine 660	62PS./46KW.	G188D			
3100	Crawler Tractor 310E	62PS./46KW.	G188D			
3100	Crawler Tractor 310F	62PS./46KW.	G188D			
3100	Crawler Tractor 310G	62PS./46KW.	G188D			
	Diesel					
	Encendido Electrico					
3,1	4Cil. ø96.8			<b>D32151-80#</b> A10707		
3100	Crawler Tractor 350	62PS./46KW.	G188D			
3100	Crawler Tractor 450	62PS./46KW.	G188D			
3100	Crawler Tractor 480	62PS./46KW.	G188D			
3100	Crawler Tractor 500	62PS./46KW.	G188D			
3100	Crawler Tractor 530	62PS./46KW.	G188D			
3100	Crawler Tractor 580	62PS./46KW.	G188D			
3100	UniLoader 1740	62PS./46KW.	G188D			
3100	UniLoader 1845	62PS./46KW.	G188D			
3100	UniLoader 1855	62PS./46KW.	G188D			
3100	UniLoader W3	62PS./46KW.	G188D			
	Encendido Electrico					

Ölwanne Oil pan Carter aceite Carter d'huile Guarnizioni coppa	Ansaug Intake Admisión Admission Aspirazione	Auspuff Exhaust Escape Échappement Scarico	Auspuffrohr Exhaust pipe Tubo de escape Tayau d'ecgapp Tubo scappamento	Ventilschaft Valve stem Retén de válvula Queue de soupape Stelo della valvola	Wellendichtringe Oil seals Retenes de aceite Bagues antifuite Paraoli	Schraubensätze Bolts set Juego de tornillos Pochette de vis Viti testata
						
<b>08845</b> 3055160R3	<b>08807</b> 3055397R3	<b>08810(x3)</b> 3132434R1	<b>08830</b> 3058005R2	<b>76542(x6)</b> 3218398R91 10x14/19x13	<b>76333&lt;</b> 79.38x99.97x13 <b>76391&gt;</b> 1054053 110x130x12.7-EI	
				<b>76542(x6)</b> 3218398R91 10x14/19x13	<b>76333&lt;</b> 79.38x99.97x13 <b>76391&gt;</b> 1054053 110x130x12.7-EI	
<b>08845</b> 3055160R3	<b>08807</b> 3055397R3	<b>08810(x3)</b> 3132434R1	<b>08830</b> 3058005R2	<b>76542(x6)</b> 3218398R91 10x14/19x13	<b>76333&lt;</b> 79.38x99.97x13 <b>76391&gt;</b> 1054053 110x130x12.7-EI	
				<b>76542(x6)</b> 3218398R91 10x14/19x13	<b>76333&lt;</b> 79.38x99.97x13 <b>76391&gt;</b> 1054053 110x130x12.7-EI	
<b>08845</b> 3055160R3	<b>08807</b> 3055397R3	<b>08810(x3)</b> 3132434R1	<b>08830</b> 3058005R2	<b>76542(x6)</b> 3218398R91 10x14/19x13	<b>76333&lt;</b> 79.38x99.97x13 <b>76391&gt;</b> 1054053 110x130x12.7-EI	
				<b>74372(x8)</b> G46851	<b>76409&lt;</b> A39110 53.98x76.1x12.7 <b>76420&gt;</b> A51339	
<b>54179</b> A40712	<b>51523</b> G46871	<b>51524</b> G46872				
				<b>74372(x8)</b> G46851	<b>76409&lt;</b> A39110 53.98x76.1x12.7 <b>76420&gt;</b> A51339	
<b>54180</b> A43064	<b>51523</b> G46871	<b>51524</b> G46872				
						
<b>54179</b> A40712	<b>51523</b> G46871	<b>51524</b> G46872				
						
<b>54180</b> A43064						

\* Set with valve steam seals-Juego con retenes de válvula-Pochette avec queue de soupapes-mit Ventilschaftabdichtungen  
 † Gasket not included in set-Junta no incluida en el juego-Joint not inclus dans la pochette-In den Sätzen nicht enthalten  
 ‡ Gasket set without cylinder head gasket-Juego sin junta de culata-Pochette sans joint de culasse-Dichtungssatz ohne Zylinderkopfdichtung














\* Oil seal camshaft - Retén árbol de levas -Bague arbre à cames -Nockenwelle -Albero a camme  
 † Retorque - Reapriete - Resserrage-Nachziehen




































<b>GLASER®</b>				Dichtungssatz Gasket set Juego de Juntas Pochette de joints Serie guarnizioni	Zylinderkopf Cylinder head Culata Culasse Testata	Zyl.-Kopfhaube Valve cover Tapa válvulas Couvre-culbut. Punterie
PASSEND FÜR - SUITABLE TO - ADAPTABLE A: <b>ADAPTABLE A: I.H.C. CASE</b>						
Ltr	Model - Modelo - Modell	PS/KW	Engine/Motor			
3,1 3100 3100 3100 3100 3100 3100 3100 3100 3100 3100 3100	4Cil. ø96.8 <b>UniLoader W5A</b> <b>Wheel Loader 480C</b> <b>Wheel Loader 580C</b> <b>Wheel Loader W3</b> <b>Wheel Loader W5A</b> <b>Wheel Tractor 310B</b> <b>Wheel Tractor 311B</b> <b>Wheel Tractor 320B</b> <b>Wheel Tractor 330</b> <b>Wheel Tractor 420</b> Encendido Electrico	62PS./46KW. 64PS./46KW. 62PS./46KW. 62PS./46KW. 62PS./46KW. 62PS./46KW. 62PS./46KW. 62PS./46KW. 62PS./46KW. 62PS./46KW. 62PS./46KW.	G188D G188D G188D G188D G188D G188D G188D G188D G188D G188D G188D	<b>D32151-80#</b> A10707 <b>B32151-0R</b> G11950 <b>S32151-80#</b>	<b>50406-80</b> A36877 Ø 110	<b>53210</b> G46866
3,1 3100 3100 3100 3100 3100 3100 3100 3100 3100 3100 3100	4Cil. ø96.8 <b>Wheel Tractor 430</b> <b>Wheel Tractor 440</b> <b>Wheel Tractor 441</b> <b>Wheel Tractor 470</b> <b>Wheel Tractor 480</b> <b>Wheel Tractor 530</b> <b>Wheel Tractor 531</b> <b>Wheel Tractor 540</b> <b>Wheel Tractor 541</b> <b>Wheel Tractor 570</b> Encendido Electrico	62PS./46KW. 62PS./46KW. 62PS./46KW. 62PS./46KW. 62PS./46KW. 62PS./46KW. 62PS./46KW. 62PS./46KW. 62PS./46KW. 62PS./46KW. 62PS./46KW.	G188D G188D G188D G188D G188D G188D G188D G188D G188D G188D G188D	<b>D32151-80#</b> A10707 <b>B32151-0R</b> G11950 <b>S32151-80#</b>	<b>50406-80</b> A36877 Ø 110	<b>53210</b> G46866
3,1 3100 3100 3100 3100 3100 3100 3100 3100 3100 3100	4Cil. ø96.8 <b>Wheel Tractor 580B</b> <b>Wheel Tractor 584</b> <b>Wheel Tractor 600</b> <b>Wheel Tractor 630</b> <b>Wheel Tractor 640</b> <b>Wheel Tractor 680</b> <b>Wheel Tractor 680CK</b> <b>WindRower 1150</b> <b>WindRower 1155</b> <b>WindRower 1255</b> Encendido Electrico	62PS./46KW. 62PS./46KW. 62PS./46KW. 62PS./46KW. 62PS./46KW. 62PS./46KW. 62PS./46KW. 62PS./46KW. 62PS./46KW. 125PS./92KW.	G188D G188D G188D G188D G188D G188D G188D G188D G188D G188D	<b>D32151-80#</b> A10707 <b>B32151-0R</b> G11950 <b>S32151-80#</b>	<b>50406-80</b> A36877 Ø 110	<b>53210</b> G46866
3,1 3100	4Cil. ø96.8 <b>WindRower Wide Flange</b> Encendido Electrico	62PS./46KW.	G188D	<b>D32151-80#</b> A10707 <b>B32151-0R</b> G11950 <b>S32151-80#</b>	<b>50406-80</b> A36877 Ø 110	<b>53210</b> G46866
3,2 3195	4Cil. ø100 <b>990</b> 1968->01/1979 SelectMatic Tractor	-PS./-KW.	AD 4/49	<b>D30454-80#</b> K964883 <b>B30454-0R</b> K965803 <b>S30454-80#</b> <b>E30454</b>	<b>01102-80</b> K953783 Ø 103	<b>01107</b> K905229

Ölwanne Oil pan Carter aceite Carter d'huile Guarnizioni coppa	Ansaug Intake Admisión Admission Aspirazione	Auspuff Exhaust Escape Échappement Scarico	Auspuffrohr Exhaust pipe Tubo de escape Tayau d'ecgapp Tubo scappamento	Ventilschaft Valve stem Retén de válvula Queue de soupape Stelo della valvola	Wellendichtringe Oil seals Retenes de aceite Bagues antifuite Paraoli	Schraubensätze Bolts set Juego de tornillos Pochette de vis Viti testata
						
<b>54179</b> A40712	<b>51523</b> G46871	<b>51524</b> G46872		<b>74372(x8)</b> G46851	<b>76409&lt;</b> A39110 53.98x76.1x12.7 <b>76420&gt;</b> A51339	
<b>54180</b> A43064	<b>51523</b> G46871	<b>51524</b> G46872		<b>74372(x8)</b> G46851	<b>76409&lt;</b> A39110 53.98x76.1x12.7 <b>76420&gt;</b> A51339	
<b>54179</b> A40712	<b>51523</b> G46871	<b>51524</b> G46872		<b>74372(x8)</b> G46851	<b>76409&lt;</b> A39110 53.98x76.1x12.7 <b>76420&gt;</b> A51339	
<b>54180</b> A43064	<b>51523</b> G46871	<b>51524</b> G46872		<b>74372(x8)</b> G46851	<b>76409&lt;</b> A39110 53.98x76.1x12.7 <b>76420&gt;</b> A51339	
<b>54179</b> A40712	<b>51523</b> G46871	<b>51524</b> G46872		<b>74372(x8)</b> G46851	<b>76409&lt;</b> A39110 53.98x76.1x12.7 <b>76420&gt;</b> A51339	
<b>54180</b> A43064	<b>01195(x4)</b>	<b>01117</b>		<b>76501(x4)</b> 10x11.4 / 20x10.2	<b>05262(x2)</b> <b>76197&lt;</b> K628127 54.1x73x9.5/9-ED <b>76395&gt;</b> K262708 114.3x139.7x11.9-EI	
<b>01106</b>		<b>01129(x2)</b>				
<b>01108</b>						
<b>01109</b>						

# Set with valve steam seals-Juego con retenes de válvula-Pochette avec queue de soupapes-mit Ventilschaftabdichtungen  
 † Gasket not included in set-Junta no incluida en el juego-Joint non inclus dans la pochette-In den Sätzen nicht enthalten  
 \* Gasket set without cylinder head gasket-Juego sin junta de culata-Pochette sans joint de culasse-Dichtungssatz ohne Zylinderkopfdichtung

# Oil seal camshaft -Retén árbol de levas -Bague arbre à cames -Nockenwelle -Albero a camme  
 † Retorque - Reapriete - Resserage-Nachziehen

<b>GLASER®</b>				Dichtungssatz Gasket set Juego de Juntas Pochette de joints Serie guarnizioni	Zylinderkopf Cylinder head Culata Culasse Testata	Zyl.-Kopfhaube Valve cover Tapa válvulas Couvre-culbut. Punterie
PASSEND FÜR - SUITABLE TO - ADAPTABLE Ä: <b>ADAPTABLE A: I.H.C. CASE</b>						
Ltr	Model - Modelo - Modell	PS/KW	Engine/Motor			
3,4 3382 3382	4Cil. ø98.4 <b>206</b> <b>Wheel Tractor 584</b> Diesel	1968-> 60PS./44KW. 1968-> 60PS./44KW.	D206 D206	<b>D31003-80#</b> 3136799R99 <b>B31003-OR</b> 3228431R92 <b>S31003-80#</b> +3228431R91 3136799R99 <b>91450</b> 321839R9 (x8)	 <b>02662-80</b> 3228362R2 Ø 112	 <b>08803</b> 3138642R1
3,6 3595 3595 3595 3595 3595 3595 3595 3595 3595 3595	4Cil. ø100 <b>1200</b> <b>1210</b> <b>1212</b> <b>1290</b> <b>1294</b> <b>1390</b> <b>1394</b> <b>1410</b> <b>1412</b> <b>1490</b> Tractor	01/1967->01/1979 01/1967->01/1979 01/1967->01/1979 01/1967->01/1979 01/1967->01/1979 01/1967->01/1979 01/1967->01/1979 01/1967->01/1979 01/1967->01/1979 01/1967->01/1979	AD 4/49 AD 4/49 AD 4/49 AD 4/49 AD 4/49 AD 4/49 AD 4/49 AD 4/49 AD 4/49 AD 4/49	<b>D30454-80#</b> K964883 <b>B30454-OR</b> K965803 <b>S30454-80#</b> <b>E30454</b>	 <b>01102-80</b> K953783 Ø 103	 <b>01107</b> K905229
3,6 3595 3595 3595	4Cil. ø100 <b>1494</b> <b>995</b> <b>996</b> Tractor	01/1967->01/1979 01/1967->01/1979 01/1967->01/1979	AD 4/49 AD 4/49 AD 4/49	<b>D30454-80#</b> K964883 <b>B30454-OR</b> K965803 <b>S30454-80#</b> <b>E30454</b>	 <b>01102-80</b> K953783 Ø 103	 <b>01107</b> K905229
3,9 3922 3922	4Cil. ø102 <b>Series 100</b> <b>Series 4390</b> Turbo	99PS./73KW. -PS./-KW.	4-390 4T-390	<b>D32821-80#</b> A77672 <b>B32821-OR</b> A77671 <b>S32821-80#</b> <b>E32821</b>	 <b>50823-80</b> A77754 Ø 106	 <b>53550(x4)</b> J902666
3,9 3860 3860	4Cil. ø98.4 <b>5120</b> <b>5220</b> Tractor	102PS./75KW. 102PS./75KW.	4T-390 4T-390	<b>D31519-80#</b> <b>B31268-OR</b> <b>S31519-80#</b> <b>90850</b>	 <b>50038-80</b> Ø 104	 <b>53024</b>









Ölwanne Oil pan Carter aceite Carter d'huile Guarnizioni coppa	Ansaug Intake Admisión Admission Aspirazione	Auspuff Exhaust Escape Échappement Scarico	Auspuffrohr Exhaust pipe Tubo de escape Tayau d'ecgapp Tubo scappamento	Ventilschaft Valve stem Retén de válvula Queue de soupape Stelo della valvola	Wellendichtringe Oil seals Retenes de aceite Bagues antifuite Paraoli	Schraubensätze Bolts set Juego de tornillos Pochette de vis Viti testata
						
 <b>08823</b> 3144697R2  <b>08824</b> 3055161R2	 <b>08804</b> 3055398R2	 <b>08810(x4)</b> 3132434R1		<b>76542(x8)</b> 3218398R91 10x14/19x13	<b>76333&lt;</b> 79.38x99.97x13 <b>76391&gt;</b> 1064053 110x130x12.7-EI	
 <b>01106</b>  <b>01108</b>  <b>01109</b>	 <b>01195(x4)</b>	 <b>01117</b>  <b>01129(x2)</b>		<b>76501 (x4)</b> 10x11.4 / 20x10.2	<b>05262(x2)</b> <b>76197&lt;</b> K628127 54.1x73x9.5/9-ED <b>76395&gt;</b> K262708 114.3x139.7x11.9-EI	
 <b>01106</b>  <b>01108</b>  <b>01109</b>	 <b>01195(x4)</b>	 <b>01117</b>  <b>01129(x2)</b>		<b>76501 (x4)</b> 10x11.4 / 20x10.2	<b>05262(x2)</b> <b>76197&lt;</b> K628127 54.1x73x9.5/9-ED <b>76395&gt;</b> K262708 114.3x139.7x11.9-EI	
 <b>54411</b> A77673	 <b>58550</b> J914028	 <b>52110(x4)</b> J905443		<b>76694(x8)</b> J901097	<b>77110&gt;</b> J904353 129.5x148.3x14.3-EI <b>77111&lt;</b> J909410 63x79.6x8-ED	
 <b>04480</b>  <b>51164</b>  <b>51165</b>  <b>51041</b>	 <b>51163(x2)</b>  <b>51164</b>  <b>51165</b>	 <b>05026(x2)</b>	 <b>51166</b>	<b>76526(x8)</b>	<b>76265&lt;</b> 073020 60.3x79.4x9.5-ED <b>76413&gt;</b> 073039 133.3x158.7x12.5-EI	

\* Set with valve steam seals-Juego con retenes de válvula-Pochette avec queue de soupapes-mit Ventilschaftabdichtungen  
 † Gasket not included in set-junta no incluida en el juego-joint non inclus dans la pochette-in den Sätzen nicht enthalten  
 \* Gasket set without cylinder head gasket-Juego sin junta de culata-Pochette sans joint de culasse-Dichtungssatz ohne Zylinderkopfdichtung

















\* Oil seal camshaft -Retén árbol de levas -Bague arbre à cames -Nockenwelle -Albero a camme  
 † Retorque - Resapriete - Reserraggio-Nachziehen

PASSEND FÜR - SUITABLE TO - ADAPTABLE À:












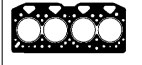

**ADAPTABLE A: I.H.C. CASE**








Ltr	Model - Modelo - Modell	PS/KW	Engine/Motor	Dichtungssatz Gasket set Juego de Juntas Pochette de joints Serie guarnizioni	Zylinderkopf Cylinder head Culata Culasse Testata	Zyl.-Kopfhaube Valve cover Tapa válvulas Couvre-culbut. Punterie	
4,0	4Cil. ø98.42 <b>125B</b> <b>239</b> <b>240</b> <b>240 AHS</b> <b>240A</b> <b>2454 GD</b> <b>246</b> <b>250</b> <b>260</b> <b>374</b>	1967-> 1968-> 1965->1972 1965->1972 1965->1972 1965->1972 1968-> 1967-> 1967-> 1967->	60PS./44KW. 60PS./44KW. 60PS./44KW. 60PS./44KW. 60PS./44KW. 75PS./55KW. 60PS./44KW. 60PS./44KW. 60PS./44KW. 60PS./44KW.	DD-D239 D239 DD-D239 DD-D239 DD-D239 D246 DD-D239 DD-D239 DD-D239 DD-D239	<b>D31003-80#</b> 3136799R99 <b>B31003-0R</b> 3228431R92 <b>S31003-80#</b> +3228431R91 3136799R99 <b>91450</b> 321839R9 (x8)	 <b>02662-80</b> 3228362R2 Ø 112	 <b>08803</b> 3138642R1
4,0	4Cil. ø98.42 <b>454</b> <b>454 GD</b> <b>454 HS</b> <b>464</b> <b>464 HS</b> <b>484</b> <b>484 A</b> <b>64 GD</b> <b>743 XL</b> <b>784</b>	1965->1972 1965->1972 1965->1972 1965->1972 1965->1972 1965->1972 1965->1972 1965->1972 1967-> 1965->	60PS./44KW. 60PS./44KW. 60PS./44KW. 60PS./44KW. 60PS./44KW. 60PS./44KW. 60PS./44KW. 60PS./44KW. 60PS./44KW. 75PS./55KW.	DD-D239 DD-D239 DD-D239 DD-D239 DD-D239 DD-D239 DD-D239 DD-D239 DD-D239 D286	<b>D31003-80#</b> 3136799R99 <b>B31003-0R</b> 3228431R92 <b>S31003-80#</b> +3228431R91 3136799R99 <b>91450</b> 321839R9 (x8)	 <b>02662-80</b> 3228362R2 Ø 112	 <b>08803</b> 3138642R1
4,0	4Cil. ø100 <b>785</b> <b>Combines 1120</b> <b>Combines 1130</b> <b>Combines 1230</b> <b>Combines 321</b> <b>Combines 421</b> <b>Combines 431</b> <b>Combines 861</b> <b>Combines 8-61</b> <b>Combines 8-71</b>	1965-> 1967-> 1967-> 1967-> 1967-> 1967-> 1967-> 1967-> 1967-> 1967-> 1967->	75PS./55KW. 60PS./44KW. 60PS./44KW. 60PS./44KW. 60PS./44KW. 60PS./44KW. 60PS./44KW. 60PS./44KW. 60PS./44KW. 60PS./44KW.	D286 DD-D239 DD-D239 DD-D239 DD-D239 DD-D239 DD-D239 DD-D239 DD-D239 DD-D239	<b>D31003-80#</b> 3136799R99 <b>B31003-0R</b> 3228431R92 <b>S31003-80#</b> +3228431R91 3136799R99 <b>91450</b> 321839R9 (x8)	 <b>02662-80</b> 3228362R2 Ø 112	 <b>08803</b> 3138642R1
4,0	4Cil. ø98.42 <b>D523</b> <b>D533</b> <b>D633</b> <b>D724</b> <b>Forklift 4500</b> <b>Loader 2400</b> <b>Loader 250</b> <b>Loader 250 AHS</b> <b>Loaders 100E</b> <b>Loaders 515 B</b>	1965->1972 1967-> 1965->1972 1967-> 1967-> 1965->1972 1967-> 1967-> 1967-> 1968-> 1967->	60PS./44KW. 60PS./44KW. 60PS./44KW. 60PS./44KW. 60PS./44KW. 60PS./44KW. 60PS./44KW. 60PS./44KW. 60PS./44KW. 60PS./44KW. 60PS./44KW.	DD-D239 DD-D239 DD-D239 DD-D239 DD-D239 DD-D239 DD-D239 DD-D239 DD-D239 DD-D239 DD-D239	<b>D31003-80#</b> 3136799R99 <b>B31003-0R</b> 3228431R92 <b>S31003-80#</b> +3228431R91 3136799R99 <b>91450</b> 321839R9 (x8)	 <b>02662-80</b> 3228362R2 Ø 112	 <b>08803</b> 3138642R1

# Set with valve steam seals-Juego con retenes de válvula-Pochette avec queue de soupapes-mit Ventilschaftabdichtungen  
 # Gasket not included in set-Junta no incluida en el juego-Joint non inclus dans la pochette-In den Sätzen nicht enthalten  
 \* Gasket set without cylinder head gasket-Juego sin junta de culata-Pochette sans joint de culasse-Dichtungssatz ohne Zylinderkopfdichtung

Ölwanne Oil pan Carter aceite Carter d'huile Guarnizioni coppa	Ansaug Intake Admisión Admission Aspirazione	Auspuff Exhaust Escape Échappement Scarico	Auspuffrohr Exhaust pipe Tubo de escape Tayau d'ecgapp Tubo scappamento	Ventilschaft Valve stem Retén de válvula Queue de soupape Stelo della valvola	Wellendichtringe Oil seals Retenes de aceite Bagues antifuile Paraoli	Schraubensätze Bolts set Juego de tornillos Pochette de vis Viti testata
						
<b>08823</b> 3144697R2	<b>08804</b> 3055398R2	<b>08810(x4)</b> 3132434R1		<b>76542(x8)</b> 3218398R91 10x14/19x13	<b>76333&lt;</b> 79.38x99.97x13 <b>76391&gt;</b> 1054053 110x130x12.7-EI	
<b>08824</b> 3055161R2						
				<b>76542(x8)</b> 3218398R91 10x14/19x13	<b>76333&lt;</b> 79.38x99.97x13 <b>76391&gt;</b> 1054053 110x130x12.7-EI	
<b>08823</b> 3144697R2	<b>08804</b> 3055398R2	<b>08810(x4)</b> 3132434R1				
<b>08824</b> 3055161R2						
				<b>76542(x8)</b> 3218398R91 10x14/19x13	<b>76333&lt;</b> 79.38x99.97x13 <b>76391&gt;</b> 1054053 110x130x12.7-EI	
<b>08823</b> 3144697R2	<b>08804</b> 3055398R2	<b>08810(x4)</b> 3132434R1				
<b>08824</b> 3055161R2						
				<b>76542(x8)</b> 3218398R91 10x14/19x13	<b>76333&lt;</b> 79.38x99.97x13 <b>76391&gt;</b> 1054053 110x130x12.7-EI	
<b>08823</b> 3144697R2	<b>08804</b> 3055398R2	<b>08810(x4)</b> 3132434R1				
<b>08824</b> 3055161R2						













\* Oil seal camshaft - Retén árbol de levas -Bague arbre à cames -Nockenwelle -Albero a camme  
 à Retorque - Reapriete - Resserage-Nachziehen


























<b>GLASER®</b>				Dichtungssatz Gasket set Juego de Juntas Pochette de joints Serie guarnizioni	Zylinderkopf Cylinder head Culata Culasse Testata	Zyl.-Kopfhaube Valve cover Tapa válvulas Couvre-culbut. Punterie
PASSEND FÜR - SUITABLE TO - ADAPTABLE À: <b>ADAPTABLE A: I.H.C. CASE</b>						
Ltr	Model - Modelo - Modell	PS/KW	Engine/Motor			
4,0	4Cil. ø98.42 Loaders TD-7E 1967-> PS Dozer TD-7E 1967-> Series 2500 A 1967-> Series 2500 A Tractor 1967-> Series 2500 B 1967-> Series 2500 B Tractor 1967-> Series Tractors 2400 A/B 1967-> SK 3654 1965->1972 SU 644 1965->1972 SU 644 L 1965->1972	60PS./44KW. 60PS./44KW. 60PS./44KW. 60PS./44KW. 60PS./44KW. 60PS./44KW. 60PS./44KW. 60PS./44KW. 60PS./44KW. 60PS./44KW.	DD-D239 DD-D239 DD-D239 DD-D239 DD-D239 DD-D239 DD-D239 DD-D239 DD-D239 DD-D239	<b>D31003-80#</b> 3136799R99 <b>B31003-0R</b> 3228431R92 <b>S31003-80#</b> +3228431R91 3136799R99 <b>91450</b> 321839R9 (x8)	 <b>02662-80</b> 3228362R2 Ø 112	 <b>08803</b> 3138642R1
4,0	4Cil. ø98.42 Tractor 2500 1967-> Tractor 2544 1967-> Tractor 2574 1967-> Tractor 3400 1967-> Tractor 3500 1967-> Tractor 3514 1967-> Tractors D744 1967-> Tractors D745 XL 1967-> Tractors D824 1967-> Wheel Loader TD8-E/PS 1967->	60PS./44KW. 60PS./44KW. 60PS./44KW. 60PS./44KW. 60PS./44KW. 60PS./44KW. 75PS./55KW. 60PS./44KW. 60PS./44KW. 60PS./44KW.	DD-D239 DD-D239 DD-D239 DD-D239 DD-D239 DD-D239 DD-D239 DD-D239 DD-D239 DD-D239	<b>D31003-80#</b> 3136799R99 <b>B31003-0R</b> 3228431R92 <b>S31003-80#</b> +3228431R91 3136799R99 <b>91450</b> 321839R9 (x8)	 <b>02662-80</b> 3228362R2 Ø 112	 <b>08803</b> 3138642R1
4,0	4Cil. ø98.42 Wheel Tractor 100/E 1967-> Wheel Tractor 514 1965->1972 Wheel Tractor 544 1967-> Wheel Tractor 574 1967-> Wheel Tractor 674 1967-> Wheel Tractor 684 1967-> Wheel Tractor PS TD7 1967-> Wheel Tractor TD7 1967-> Wheel Tractor TD80 1967-> Windrowers 5000 1965->1972 Farmall	60PS./44KW. 60PS./44KW. 60PS./44KW. 60PS./44KW. 60PS./44KW. 60PS./44KW. 60PS./44KW. 60PS./44KW. 60PS./44KW. 60PS./44KW.	DD-D239 DD-D239 DD-D239 DD-D239 DD-D239 DD-D239 DD-D239 DD-D239 DD-D239 DD-D239	<b>D31003-80#</b> 3136799R99 <b>B31003-0R</b> 3228431R92 <b>S31003-80#</b> +3228431R91 3136799R99 <b>91450</b> 321839R9 (x8)	 <b>02662-80</b> 3228362R2 Ø 112	 <b>08803</b> 3138642R1
4,0	4Cil. ø98.42 Windrowers 5500 1967-> XE 633 1965->1972 XV 633 1965->1972	60PS./44KW. 60PS./44KW. 60PS./44KW.	DD-D239 DD-D239 DD-D239	<b>D31003-80#</b> 3136799R99 <b>B31003-0R</b> 3228431R92 <b>S31003-80#</b> +3228431R91 3136799R99 <b>91450</b> 321839R9 (x8)	 <b>02662-80</b> 3228362R2 Ø 112	 <b>08803</b> 3138642R1
4,0	4Cil. ø100 C100 3990 C80 3990 C90 3990 CX 100/2 3990 CX 100/4 3990 CX C80/2 3990 CX C80/4 3990 CX C80F 3990 CX100 3990 CX80 3990 Tractor	120PS./88KW. -PS./-KW. 120PS./88KW. 100PS./74KW. 100PS./74KW. 83PS./61KW. 83PS./61KW. 83PS./61KW. 120PS./88KW. 120PS./88KW.	1004.4T 1004.4T 1004.4T 1004.40T 1004.40T 1004.40T 1004.40T 1004.40T 1004.4T 1004.4T	<b>D32734-80#</b> <b>B32734-0R</b> <b>S32734-80#</b>	 <b>50749-80</b> Ø 105	 <b>53482</b> <b>53628</b> Silicona Silicon Siliconne

Ölwanne Oil pan Carter aceite Carter d'huile Guarnizioni coppa	Ansaug Intake Admisión Admission Aspirazione	Auspuff Exhaust Escape Échappement Scarico	Auspuffrohr Exhaust pipe Tubo de escape Tayau d'ecgapp Tubo scappamento	Ventilschaft Valve stem Retén de válvula Queue de soupape Stelo della valvola	Wellendichtringe Oil seals Retenes de aceite Bagues antifuite Paraoli	Schraubensätze Bolts set Juego de tornillos Pochette de vis Viti testata
						
<b>08823</b> 3144697R2 <b>08824</b> 3055161R2	<b>08804</b> 3055398R2	<b>08810(x4)</b> 3132434R1		<b>76542(x8)</b> 3218398R91 10x14/19x13	<b>76333&lt;</b> 79.38x99.97x13 <b>76391&gt;</b> 1054053 110x130x12.7-EI	
<b>08823</b> 3144697R2 <b>08824</b> 3055161R2	<b>08804</b> 3055398R2	<b>08810(x4)</b> 3132434R1		<b>76542(x8)</b> 3218398R91 10x14/19x13	<b>76333&lt;</b> 79.38x99.97x13 <b>76391&gt;</b> 1054053 110x130x12.7-EI	
<b>08823</b> 3144697R2 <b>08824</b> 3055161R2	<b>08804</b> 3055398R2	<b>08810(x4)</b> 3132434R1		<b>76542(x8)</b> 3218398R91 10x14/19x13	<b>76333&lt;</b> 79.38x99.97x13 <b>76391&gt;</b> 1054053 110x130x12.7-EI	
<b>08823</b> 3144697R2 <b>08824</b> 3055161R2	<b>08804</b> 3055398R2	<b>08810(x4)</b> 3132434R1		<b>76542(x8)</b> 3218398R91 10x14/19x13	<b>76333&lt;</b> 79.38x99.97x13 <b>76391&gt;</b> 1054053 110x130x12.7-EI	
<b>54435</b> <b>54436</b>	<b>51165</b> <b>51167</b> <b>51260</b>	<b>05026(x2)</b>			<b>76265&lt;</b> 073020 60.3x79.4x9.5-ED <b>76413&gt;</b> 073039 133.3x158.7x12.5-EI	

‡ Set with valve steam seals-Juego con retenes de válvula-Pochette avec queue de soupapes-mit Ventilschaftabdichtungen  
 † Gasket not included in set-Junta no incluida en el juego-Joint not inclus dans la pochette-In den Sätzen nicht enthalten  
 \* Gasket set without cylinder head gasket-Juego sin junta de culata-Pochette sans joint de culasse-Dichtungssatz ohne Zylinderkopfdichtung














\* Oil seal camshaft -Retén árbol de levas -Bague arbre à cames -Nockenwelle -Albero a camme  
 à Retorque - Reapriete - Resserrage-Nachziehen

<b>GLASER®</b>				Dichtungssatz Gasket set Juego de Juntas Pochette de joints Serie guarnizioni	Zylinderkopf Cylinder head Culata Culasse Testata	Zyl.-Kopfhaube Valve cover Tapa válvulas Couvre-culbut. Punterie
PASSEND FÜR - SUITABLE TO - ADAPTABLE À: <b>ADAPTABLE A: I.H.C. CASE</b>						
Ltr	Model - Modelo - Modell	PS/KW	Engine/Motor			
<b>4,0</b> 3990 3990 3990 3990	4Cil. ø100 <b>CX90</b> <b>MX100C</b> <b>MX80C</b> <b>MX90C</b>  Tractor	120PS./88KW. 120PS./88KW. 120PS./88KW. 120PS./88KW.	1004.4T 1004.4T 1004.4T 1004.4T	<b>D32734-80#</b>  <b>B32734-0R</b>  <b>S32734-80#</b>	 <b>50749-80</b>  ø 105	 <b>53482</b>  <b>53628</b>  Silicona Silicon Siliconne
<b>4,0</b> 4034	4Cil. ø98.4 <b>856</b>  1983->	86PS./63KW.	DT 239	 <b>02662-80</b> 3228362R2 ø 112		
<b>4,3</b> 4330	4Cil. ø101.6 <b>264</b>  1956->1966  Adaptable a: BWAG-BHD6-BTD640 Diesel MC-CORMICK-B450-BTD6		BD264	 <b>02790-02</b>  ø 103.5	 <b>04177</b>	
<b>4,4</b> 4390 4390	4Cil. ø100 <b>884</b> <b>885</b>  1965-> 1965->	75PS./55KW. 75PS./55KW.	D288 D288	 <b>02662-80</b> 3228362R2 ø 112	 <b>08803</b> 3138642R1	
<b>5,1</b> 5073 5073 5073 5073 5073 5073 5073 5073 5073 5073	6Cil. ø98.4 <b>310</b> <b>358</b> <b>358</b> <b>402</b> <b>Cotton Harvester 95</b> <b>Cotton Picker 616</b> <b>Cotton Picker 622</b> <b>Crawler Loader 165</b> <b>Forklift 9000</b> <b>Wheel Tractor 2706</b>  431-541-923-933 943-955-1055-1420 953-1046-1246-1255-1455 Adaptable a: Diesel	87PS./64KW. 100PS./74KW. 100PS./74KW. 100PS./74KW. 100PS./74KW. 100PS./74KW. 100PS./74KW. 100PS./74KW.	D310 DJ D358 D310 D310 D310 D310 D310 D310	 <b>02664-80</b> 3228019R2 ø 112	 <b>08805</b> 3138688R2	



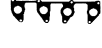




Ölwanne Oil pan Carter aceite Carter d'huile Guarnizioni coppa	Ansaug Intake Admisión Admission Aspirazione	Auspuff Exhaust Escape Échappement Scarico	Auspuffrohr Exhaust pipe Tubo de escape Tayau d'ecgapp Tubo scappamento	Ventilschaft Valve stem Retén de válvula Queue de soupape Stelo della valvola	Wellendichtringe Oil seals Retenes de aceite Bagues antifuíte Paraoli	Schraubensätze Bolts set Juego de tornillos Pochette de vis Viti testata
						
 <b>54435</b>	 <b>51165</b>	 <b>05026(x2)</b>			<b>76265&lt;</b> 073020 60.3x79.4x9.5-ED <b>76413&gt;</b> 073039 133.3x158.7x12.5-EI	
 <b>54436</b>	 <b>51167</b>	 <b>51260</b>				
	 <b>08804</b> 3055398R2	 <b>08810</b> 3132434R1		<b>76542(x8)</b> 3218398R91 10x14/19x13		
 <b>04185</b>	 <b>04173(x2)</b>	 <b>04150(x4)</b>				
 <b>08823</b> 3144697R2	 <b>08804</b> 3055398R2	 <b>08810(x4)</b> 3132434R1		<b>76542(x8)</b> 3218398R91 10x14/19x13	<b>76333&lt;</b> 79.38x99.97x13 <b>76391&gt;</b> 1054053 110x130x12.7-EI	
 <b>08824</b> 3055161R2						
 <b>08828</b> 3055987R3	 <b>08829</b> 3055399R2	 <b>08810(x6)</b> 3132434R1		<b>76542(x12)</b> 3218398R91 10x14/19x13	<b>76333&lt;</b> 79.38x99.97x13 <b>76391&gt;</b> 1054053 110x130x12.7-EI	

\* Set with valve steam seals-Juego con retenes de válvula-Pochette avec queue de soupapes-mit Ventilschaftabdichtungen  
 † Gasket not included in set-Junta no incluida en el juego-Joint non inclus dans la pochette-In den Sätzen nicht enthalten  
 \* Gasket set without cylinder head gasket-Juego sin junta de culata-Pochette sans joint de culasse-Dichtungssatz ohne Zylinderkopfdichtung

\* Oil seal camshaft - Retén árbol de levas -Bague arbre à cames -Nockenwelle -Albero a camme  
 † Retorque - Reapriete - Resserage-Nachziehen








<b>GLASER®</b>				Dichtungssatz Gasket set Juego de Juntas Pochette de joints Serie guarnizioni	Zylinderkopf Cylinder head Culata Culasse Testata	Zyl.-Kopfhaube Valve cover Tapa válvulas Couvre-culbut. Punterie
<b>PASSEND FÜR - SUITABLE TO - ADAPTABLE A: ADAPTABLE A: I.H.C. CASE</b>						
Ltr	Model - Modelo - Modell	PS/KW	Engine/Motor			
5,1 5073	6Cil. ø98.42 <b>Wheel Tractor 2756</b> 1971->	100PS./74KW.	D310	<b>D31005-80#</b> 3136801R99		
5073	<b>Wheel Tractor 3820</b> 1971->	100PS./74KW.	D310	<b>B31005-0R</b> 3136817R99		
5073	<b>Wheel Tractor 686</b> 1971->	100PS./74KW.	D310	<b>S31005-80#</b> +3136817R99	<b>02664-80</b> 3228019R2 Ø 112	<b>08805</b> 3136888R2
5073	<b>Wheel Tractor 706</b> 1971->	100PS./74KW.	D310			
5073	<b>Wheel Tractor 756</b> 1971->	100PS./74KW.	D310			
5073	<b>Wheel Tractor 86</b> 1971->	100PS./74KW.	D310			
	Farmall Hydro					
5,1 5073	6Cil. ø98.5 <b>360</b> 01/1972->12/1978	-PS./-KW.	D 360	<b>D36240-80</b>		
5073	<b>666</b> 01/1969->12/1971	-PS./-KW.	D 360	<b>B36240-0R</b>		
5073	<b>766</b> 01/1972->12/1978	-PS./-KW.	D 360	<b>S36240-80</b> 1817255C95	<b>80186-80</b> Ø 113	<b>53803</b>
5073	<b>826</b> 01/1969->12/1971	-PS./-KW.	D 360			
5073	<b>886</b> 01/1974->12/1980	-PS./-KW.	D 360			
5073	<b>Combines 453</b> 01/1974->12/1980	-PS./-KW.	D 360			
	Diesel Series 66 Tractor					
5,2 5189	6Cil. ø128 <b>504</b>		504BD	<b>D32153-80#</b> A43192		
5194	<b>504</b>		504BDT	<b>B32153-0R</b> A42096		<b>53212(x3)</b> A65734
5189	<b>504</b>		504BDT	<b>S32153-80#</b> A44075	<b>50114-80(x3)</b> A138149 A138397 A64113 Ø 133	
5194	<b>Combine 980</b> ->2539000		504BDT			
5194	<b>Combine 980B</b> ->2539000		504BDT			
5194	<b>Crawler Tractor 1450</b>		504BDT			
5189	<b>Series 111</b>		504BD			
5194	<b>Wheel Loader W24</b>		504BDT			
5194	<b>Wheel Loader W24B</b>		504BDT			
5194	<b>Wheel Loader W26B</b>		504BDT			
	Diesel					
5,2 5194	6Cil. ø128 <b>Wheel Tractor 1370</b>		504BDT	<b>D32153-80#</b> A43192		
5194	<b>Wheel Tractor 1470</b>		504BDT	<b>B32153-0R</b> A42096		<b>53212(x3)</b> A65734
5194	<b>Wheel Tractor 1570</b>		504BDT	<b>S32153-80#</b> A44075	<b>50114-80(x3)</b> A138149 A138397 A64113 Ø 133	
5194	<b>Wheel Tractor 2090</b>		504BDT			
5194	<b>Wheel Tractor 2290</b>		504BDT			
5194	<b>Wheel Tractor 2390</b>		504BDT			
5194	<b>Wheel Tractor 2470</b>		504BDT			
5194	<b>Wheel Tractor 2590</b>		504BDT			
5194	<b>Wheel Tractor 2670</b>		504BDT			
5194	<b>Wheel Tractor 4490</b>		504BDT			
5,2 5194	4Cil. ø128 <b>336</b>	-PS./-KW.	336 BDT	<b>D32154-80#</b> A44086		
5189	<b>336</b>	-PS./-KW.	336 BD	<b>B32153-0R</b> A42096		<b>53211(x2)</b> A156960
	Diesel			<b>S32154-80#</b> A44075	<b>50114-80(x2)</b> A138149 A138397 A64113 Ø 133	
5,2 5200	<b>407</b>		D-DT 407	<b>B36146-00</b>		
	Diesel					

\* Set with valve steam seals-Juego con retenes de válvula-Pochette avec queue de soupapes-mit Ventilschaftabdichtungen  
 † Gasket not included in set-junta no incluida en el juego-joint non inclus dans la pochette-in den Sätzen nicht enthalten  
 ‡ Gasket set without cylinder head gasket-Juego sin junta de culata-Pochette sans joint de culasse-Dichtungssatz ohne Zylinderkopfdichtung




























Ölwanne Oil pan Carter aceite Carter d'huile Guarnizioni coppa	Ansaug Intake Admisión Admission Aspirazione	Auspuff Exhaust Escape Échappement Scarico	Auspuffrohr Exhaust pipe Tubo de escape Tayau d'ecgapp Tubo scappamento	Ventilschaft Valve stem Retén de válvula Queue de soupape Stelo della valvola	Wellendichtringe Oil seals Retenes de aceite Bagues antifuite Paraoli	Schraubensätze Bolts set Juego de tornillos Bagues antifuite Pochette de vis Viti testata
						
<b>08828</b> 3055987R3	<b>08829</b> 3055399R2	<b>08810(x6)</b> 3132434R1		<b>76542(x12)</b> 3218398R91 10x14/19x13	<b>76333&lt;</b> 79.38x99.97x13 <b>76391&gt;</b> 1054053 110x130x12.7-EI	
<b>54540</b> 671825C4	<b>85531</b>	<b>52709</b>			<b>76237&lt;</b> 690437C94 79.3x101.6x12.7 <b>77109&gt;</b> 1809964 127x155.58x12.5	
<b>54181</b> A42221 A65734	<b>55540(x6)</b> A58662	<b>51195(x6)</b> A58666	<b>51196</b>		<b>76407&gt;</b> A62050 120.6x146.05x12.7 <b>76416&lt;</b> A62049 66.6x92x11	
<b>54181</b> A42221 A65734	<b>55540(x6)</b> A58662	<b>51195(x6)</b> A58666	<b>51196</b>		<b>76407&gt;</b> A62050 120.6x146.05x12.7 <b>76416&lt;</b> A62049 66.6x92x11	
<b>54181</b> A42221 A65734	<b>55540(x4)</b> A58662	<b>51195(x5)</b> A58666		<b>74073(x8)</b> M20614	<b>76407&gt;</b> A62050 120.6x146.05x12.7 <b>76416&lt;</b> A62049 66.6x92x11	

\* Oil seal camshaft - Retén árbol de levas - Bague arbre à cames - Nockenwelle - Albero a camme  
 † Retorque - Resapriete - Reserrage-Nachziehen

PASSEND FÜR - SUITABLE TO - ADAPTABLE À:  
**ADAPTABLE A: I.H.C. CASE**

Ltr	Model - Modelo - Modell	PS/KW	Engine/Motor	Dichtungssatz Gasket set Juego de Juntas Pochette de joints Serie guarnizioni	Zylinderkopf Cylinder head Culata Culasse Testata	Zyl.-Kopfhaube Valve cover Tapa válvulas Couver-culbut. Punterie
5,4	6Cil. ø100 5390 <b>1594</b> 1980-> 5390 <b>1690</b> 1980-> 5390 <b>1690T</b> 1980-> 5390 <b>1694</b> 1980-> Tractor	86PS./54KW.	AD 6/55 AD 6/55 AD 6/55T AD 6/55	 <b>D31276-80</b> K965964 <b>B31276-0R</b> K965963 <b>S31276-80</b> <b>E31276</b>	 <b>50030-80</b> (x2) K952527 Ø 104	 <b>53001</b> (x2) K918689
5,9	6Cil. ø102 5880 <b>5130</b> 5880 <b>5130</b> 5880 <b>5140</b> 5880 <b>5140</b> 1990-> 5880 <b>5150</b> 5880 <b>5150</b> 5880 <b>5230</b> 5880 <b>5230</b> 5880 <b>5230</b> 5880 <b>5240</b> 5880 <b>5240</b> Tractor	173PS./127KW. 173PS./127KW. 173PS./127KW. 110PS./81KW. 173PS./127KW. 173PS./127KW. 173PS./127KW. 173PS./127KW. 173PS./127KW. 173PS./127KW. 173PS./127KW. 173PS./127KW.	6-590 6T-590 6T-590 6-590 6-590 6T-590 6-590 6-590 6T-590 6-590 6T-590 6-590	 <b>D32820-80#</b> A77675 <b>B32820-0R</b> A77674 <b>S32820-80#</b>	<b>50820-80</b> J917358 Ø 106	<b>53550</b> (x6) J902666
5,9	6Cil. ø102 5880 <b>5250</b> 5880 <b>5250</b> 5880 <b>6590</b> 5880 <b>6590</b> 5880 <b>6590</b> 5880 <b>6590T</b> 5880 <b>6590T</b> 5880 <b>6590T</b> 5880 <b>6590TA</b> 5880 <b>6590TA</b> Tractor	173PS./127KW. 173PS./127KW. 173PS./127KW. 173PS./127KW. 173PS./127KW. 173PS./127KW. 173PS./127KW. 173PS./127KW. 173PS./127KW. 173PS./127KW. 173PS./127KW.	6-590 6T-590 6-590 6T-590 6TA-590 6-590 6T-590 6TA-590 6-590 6TA-590 6T-590	 <b>D32820-80#</b> A77675 <b>B32820-0R</b> A77674 <b>S32820-80#</b>	<b>50820-80</b> J917358 Ø 106	<b>53550</b> (x6) J902666
5,9	6Cil. ø102 5880 <b>6590TA</b> 5880 <b>Maxxum MX 110/2</b> 5880 <b>Maxxum MX 120</b> 5880 <b>Maxxum MX 135</b> 5880 <b>Steiger 9330</b> Tractor	173PS./127KW. 115PS./85KW. 124PS./91KW. 140PS./103KW. 235PS./173KW.	6TA-590 6T-590 6T-590 6T-590 S 6TA	 <b>D32820-80#</b> A77675 <b>B32820-0R</b> A77674 <b>S32820-80#</b>	<b>50820-80</b> J917358 Ø 106	<b>53550</b> (x6) J902666
5,9	6Cil. ø98.42 5870 <b>Wheel Tractor 1420</b> 5870 <b>Wheel Tractor 2826</b> 5870 <b>Wheel Tractor 3288</b> 5870 <b>Wheel Tractor 826</b> 5870 <b>Wheel Tractor 886</b> 5870 <b>Wheel Tractor 955XC</b> 1980-> Farmall	120PS./88KW. 120PS./88KW. 120PS./88KW. 120PS./88KW. 120PS./88KW. 95PS./70KW.	D358 D358 D358 D358 D358 D358	 <b>D31005-80#</b> 3136801R99 <b>B31005-0R</b> 3136817R99 <b>S31005-80#</b> +3136817R99 3136801R99	<b>02664-80</b> 3228019R2 Ø 112	<b>08805</b> 3138688R2








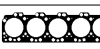



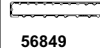



\* Set with valve steam seals-Juego con retenes de válvulas-Pochette avec queue de soupapes-mit Ventilschaftabdichtungen  
 † Gasket not included in set-Junta no incluida en el juego-Joint non inclus dans la pochette-In den Sätzen nicht enthalten  
 \* Gasket set without cylinder head gasket-Juego sin junta de culata-Pochette sans joint de culasse-Dichtungssatz ohne Zylinderkopfdichtung














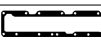





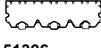






Ölwanne Oil pan Carter aceite Carter d'huile Guarnizioni coppa	Ansaug Intake Admisión Admission Aspirazione	Auspuff Exhaust Escape Échappement Scarico	Auspuffrohr Exhaust pipe Tubo de escape Tayau d'ecgapp Tubo scappamento	Ventilschaft Valve stem Retén de válvula Queue de soupape Stelo della valvola	Wellendichtringe Oil seals Retenes de aceite Bagues antifuite Paraoli	Schraubensätze Bolts set Juego de tornillos Pochette de vis Viti testata
 <b>01106</b> <b>55189</b> <b>55190</b> <b>55193</b> <b>55194</b>	 <b>09185</b> (x2)	 <b>01129</b> (x6)	 <b>09174</b>		 <b>76197</b> < K628127 54.1x73x9.5/9-ED <b>76395</b> > K262708 114.3x139.7x11.9-EI	
 <b>54409</b> A77676	 <b>58545</b> J914029	 <b>52110</b> (x6) J905443		 <b>76694</b> (x12) J901097	 <b>77110</b> > J904353 129.5x148.3x14.3-EI <b>77111</b> < J909410 63x79.6x8-ED	
 <b>54409</b> A77676	 <b>58545</b> J914029	 <b>52110</b> (x6) J905443		 <b>76694</b> (x12) J901097	 <b>77110</b> > J904353 129.5x148.3x14.3-EI <b>77111</b> < J909410 63x79.6x8-ED	
 <b>54409</b> A77676	 <b>58545</b> J914029	 <b>52110</b> (x6) J905443		 <b>76694</b> (x12) J901097	 <b>77110</b> > J904353 129.5x148.3x14.3-EI <b>77111</b> < J909410 63x79.6x8-ED	
 <b>08828</b> 3055987R3	 <b>08829</b> 3055399R2	 <b>08810</b> (x6) 3132434R1		 <b>76542</b> (x12) 3218398R91 10x14/19x13	 <b>76333</b> < 79.38x99.97x13 <b>76391</b> > 1054053 110x130x12.7-EI	

\* Oil seal camshaft -Retén árbol de levas -Bague arbre à cames -Nockenwelle -Albero a camme  
 † Retorque - Reapriete - Resserage-Nachziehen

PASSEND FÜR - SUITABLE TO - ADAPTABLE À:

**ADAPTABLE A: I.H.C. CASE**

Ltr	Model - Modelo - Modell	PS/KW	Engine/Motor	Dichtungssatz Gasket set Juego de Juntas Pochette de joints Serie guarnizioni	Zylinderkopf Cylinder head Culata Culasse Testata	Zyl.-Kopfhaube Valve cover Tapa válvulas Couvre-culbut. Punterie
<b>6,0</b> 5985 5985 5985 5985 5985 5985	6Cil. ø101 <b>Combine 525</b> 01/1999-> <b>Cosechadora 525</b> <b>Crawler Tractor 525</b> 01/1999-> <b>Loader 525</b> 01/1999-> <b>Wheel Loader 525</b> 01/1999-> <b>Wheel Tractor 525</b> 01/1999->	160PS./119KW. 160PS./119KW. 160PS./119KW. 160PS./119KW. 160PS./119KW. 160PS./119KW.	1006 - 6TW 1006 - 6TW 1006 - 6TW 1006 - 6TW 1006 - 6TW 1006 - 6TW	 <b>D32678-80#</b> <b>B32678-0R</b> <b>S32678-80#</b>	 <b>50940-80</b> Ø 104	 <b>53481</b>
<b>6,9</b> 6892 6892 6892 6892 6892 6892	6Cil. ø122 <b>466</b> 1975->1993 <b>466 A</b> 1973->1993 <b>466 B</b> 1978->1993 <b>466 C</b> 1983->1993 <b>467</b> 1978->1993 <b>468</b> 1983->1993 Adaptable a: D414-DT414-D436-DT436 D466-DT466B-DT466C	-PS./-KW. -PS./-KW. -PS./-KW. -PS./-KW. -PS./-KW. -PS./-KW.	DT466 DT466 DT466 DT466 DT466 DT466	 <b>D32150-80</b> 674398C9Z <b>B32150-00</b> 674399 PGN466IF <b>S32150-80</b>	 <b>50391-80</b> 1342421C2 1806226C1 6761108C2 Ø 125	 <b>53209</b> 1342828C1
<b>8,3</b> 8270 8270 8270 8270 8270	6Cil. ø114 <b>Magnum 8910</b> 1991-> <b>Magnum 8920</b> 1991-> <b>Magnum 8930</b> 1991-> <b>Magnum 8940</b> 1991-> <b>Magnum 8950</b> 1991-> Tractor	170PS./125KW. 190PS./140KW. 215PS./158KW. 240PS./176KW. 260PS./192KW.	CT 8.3 CT 8.3 CTA 8.3 CTA 8.3 CTA 8.3	 <b>D32822-80#</b> <b>B32822-0R</b>	 <b>50824-80</b> Ø 123.6	 <b>53551</b>
<b>10,0</b> 10014	6Cil. ø125 <b>Steiger 9350</b> 1991-> Tractor	310PS./228KW.	LTA 10-A	 <b>D31628-80</b> <b>B31628-0R</b>	 <b>50262-80</b> Ø 134	 <b>56849</b>
<b>14,0</b> 14000	6Cil. ø139.7 <b>Steiger 9370</b> 1991-> Tractor	360PS./265KW.	NTA 855A	 <b>D32188-01</b> <b>B32187-00</b> Big Cam I y III <b>B32188-00</b> Small Cam	 <b>50435-01</b> (x3) Ø 157	
<b>14,0</b> 14000	6Cil. ø139.7 <b>Steiger Quadtrac</b> 1991-> Tractor	360PS./265KW.	N14-A360	 <b>80129-01</b> (x3) Ø 157	<b>53963</b> (x3)	

Ölwanne Oil pan Carter aceite Carter d'huile Guarnizioni coppa	Ansaug Intake Admisión Admission Aspirazione	Auspuff Exhaust Escape Échappement Scarico	Auspuffrohr Exhaust pipe Tubo de escape Tayau d'ecgapp Tubo scappamento	Ventilschaft Valve stem Retén de válvula Queue de soupape Stelo della valvola	Wellendichtringe Oil seals Retenes de aceite Bagues antifuile Paraoli	Schraubensätze Bolts set Juego de tornillos Pochette de vis Viti testata
 <b>54356</b>		 <b>05063</b> <b>05583</b> (x2)		 <b>76526</b> (x12)	 <b>76265</b> < 073020 60.3x79.4x9.5-ED <b>76413</b> > 073039 133.3x158.7x12.5-EI	
 <b>54177</b> 671827C4	 <b>53208</b> 1342828C2	 <b>51513</b> (x6) 1349062C1	 <b>51514</b>		 <b>76237</b> < 690437C94 79.3x101.6x12.7 <b>77109</b> > 1809964 127x155.58x12.5	
 <b>54410</b>	 <b>58553</b>  <b>58554</b>	 <b>52113</b> (x6)		 <b>76695</b> (x12)	 <b>77113</b> < 75x93x8-ED	
 <b>54594</b> 3882433	 <b>51396</b>	 <b>51395</b> (x6)	 <b>51397</b>			
 <b>54563</b> 3099083						
 <b>54563</b> 3099083	 <b>85971</b> (x3)	 <b>52821</b> (x6)				

# Set with valve steam seals-Juego con retenes de válvula-Pochette avec queue de soupapes-mit Ventilschaftabdichtungen  
 † Gasket not included in set-Junta no incluida en el juego-Joint non inclus dans la pochette-In den Sätzen nicht enthalten  
 \* Gasket set without cylinder head gasket-Juego sin junta de culata-Pochette sans joint de culasse-Dichtungssatz ohne Zylinderkopfdichtung

\* Oil seal camshaft - Retén árbol de levas -Bague arbre à cames -Nockenwelle -Albero a camme  
 à Retorque - Reapriete - Resserage-Nachziehen